

Introducing the

# ZIP RAIL™

TIGHT-SEAL ACCESSORY



*Seal the ceiling and the floor  
in seconds without tape.*

# ZIP RAIL™

## TIGHT-SEAL ACCESSORY



### For the best dust barrier performance

The ZipRail™ Dual Seal is the latest accessory in our line of dust barrier products. It lets you create a dust-tight seal at the floor and the ceiling without the need for tape or ladders. Because it's fast and easy to use, one person can set up a 30' ZipWall dust barrier and seal it tight at the floor and ceiling in under five minutes..

### The ZipRail™ seal is ideal for these applications:

- Demolition
- Hospital construction
- Drywall work
- Concrete restoration
- Abatement jobs
- Mold remediation
- Restoration and more...



### Available in a 1-Pack and in a 3-Pack

Add ZipRail Dual Seal accessories to your existing ZipWall system. They are sold in single packs and 3-packs. A carry bag is also available.

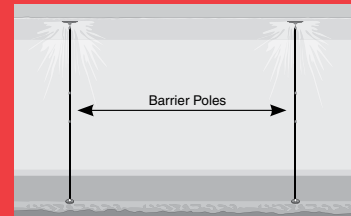
Scan to see the ZipRail tight-seal accessory video



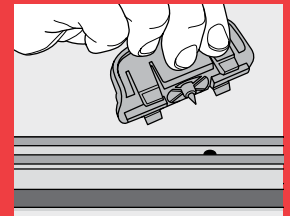
### Features

- Seals the ceiling and floor without tape
- No ladders needed for set up
- Span 4' of ceiling and floor per ZipRail Dual Seal
- Maximum height 10' 3"
- Available in 1-pack and 3-pack
- Each ZipRail Dual Seal includes a Spring-Loaded pole and two 4' Foam Rail crossbars
- Never any damage

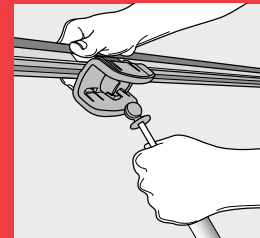
### Setting up the ZipRail Dual Seal is easy



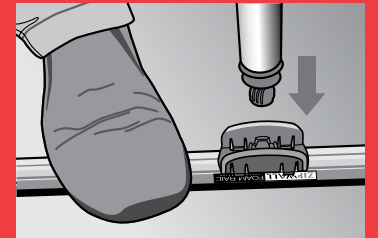
**1** Set up the ZipWall dust barrier as you normally would. Leave at least 6" extra plastic sheeting at the ceiling and the floor.



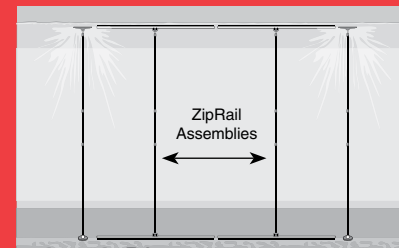
**2** Attach a T-Clip to each Foam Rail crossbar.



**3** Push a Foam Rail crossbar onto each end of the ZipRail pole.



**4** Raise two ZipRail Dual Seal accessories into position between the barrier poles. Be sure to compress the internal spring fully for maximum performance at the floor and ceiling.



**5** Overlap the ends of the crossbars slightly at the ceiling and the floor to create continuous seal if necessary.

# Use these ZIPWALL® products on your next job



## **ZipDoor™ Kit Standard and Commercial size**

The ZipDoor Standard and Commercial kit is a great way to create a dust barrier when all you need to seal is the doorway.



## **ZipWall Double-Sided Tape**

Cover any opening, built-in or fixture using plastic sheeting and ZipWall double-sided tape. It's like traditional painter's tape on one side, while the other side has an adhesive specially designed to hold plastic sheeting.



## **Heavy Duty Zippers 2 Pack**

Ideal if your barrier will be up for a while or if the worksite will go below 55 degrees Fahrenheit. The ZipWall Zipper Knife cuts the opening by removing a 3/4" strip of plastic. This keeps the teeth from catching on the plastic.



## **Standard Zipper 2 Pack**

Ideal for quick jobs or if the worksite will stay above 55 degrees Fahrenheit. Requires a utility knife to cut the opening.



## **Side Pack Kit seals walls up to 9' high**

Side Clamps push out from the pole, forcing the Foam Rail™ crossbars against the plastic sheeting at the wall.

Award-Winning Dust Barrier Products

# ZIPWALL®

1 800 718 2255 • [www.zipwall.com](http://www.zipwall.com)