

Facility Audit Guide

A Checklist of Our Available Safety Identification
Products for Your Facility

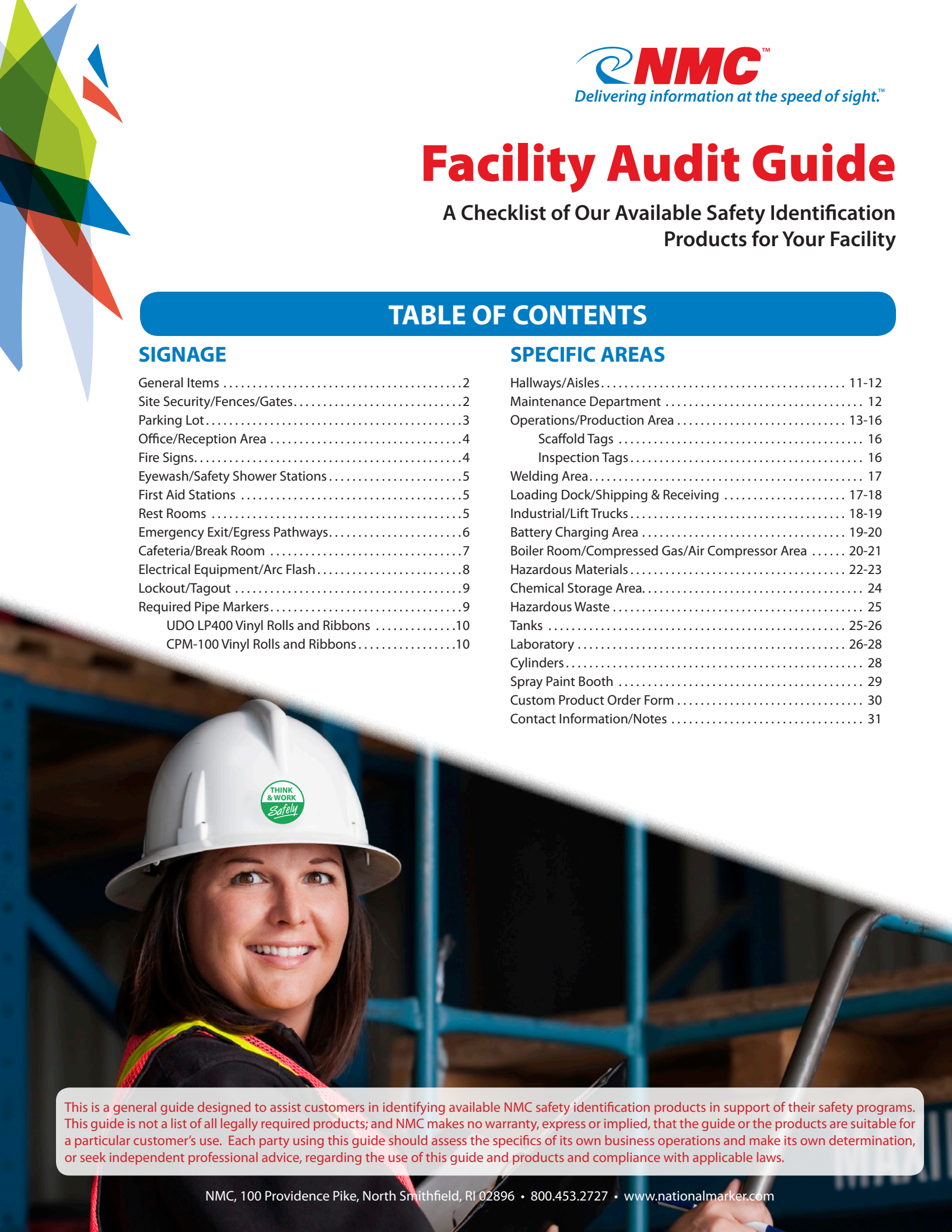
TABLE OF CONTENTS

SIGNAGE

General Items	2
Site Security/Fences/Gates.....	2
Parking Lot.....	3
Office/Reception Area	4
Fire Signs.....	4
Eyewash/Safety Shower Stations.....	5
First Aid Stations	5
Rest Rooms	5
Emergency Exit/Egress Pathways.....	6
Cafeteria/Break Room	7
Electrical Equipment/Arc Flash.....	8
Lockout/Tagout	9
Required Pipe Markers.....	9
UDO LP400 Vinyl Rolls and Ribbons	10
CPM-100 Vinyl Rolls and Ribbons.....	10

SPECIFIC AREAS

Hallways/Aisles.....	11-12
Maintenance Department	12
Operations/Production Area	13-16
Scaffold Tags	16
Inspection Tags.....	16
Welding Area.....	17
Loading Dock/Shipping & Receiving	17-18
Industrial/Lift Trucks.....	18-19
Battery Charging Area	19-20
Boiler Room/Compressed Gas/Air Compressor Area	20-21
Hazardous Materials.....	22-23
Chemical Storage Area.....	24
Hazardous Waste	25
Tanks	25-26
Laboratory	26-28
Cylinders.....	28
Spray Paint Booth	29
Custom Product Order Form	30
Contact Information/Notes	31



This is a general guide designed to assist customers in identifying available NMC safety identification products in support of their safety programs. This guide is not a list of all legally required products; and NMC makes no warranty, express or implied, that the guide or the products are suitable for a particular customer's use. Each party using this guide should assess the specifics of its own business operations and make its own determination, or seek independent professional advice, regarding the use of this guide and products and compliance with applicable laws.

GENERAL ITEMS

All Employee Rights posters must be properly displayed.

REGULATION: 42 USC 12115; 29 CFR 825.300; 29 CFR 1904.32

*Fill in the part # with the State abbreviation.

☐ Need

☐ Don't Need



ITEM ID	MATERIAL	SIZE	QTY	LOCATION/COMMENTS
LLP*	Poster	39 x 27	QTY	Enter any comments here

Emergency evacuation maps, including route assignments, must be included as part of the emergency action plan.

REGULATION: 29 CFR 1910.38

☐ Need

☐ Don't Need



ITEM ID	MATERIAL	SIZE	QTY	LOCATION/COMMENTS
EMH5	Glow Plastic		QTY	Enter any comments here

States that have severe weather hazards should properly label shelters and safe rooms.

☐ Need

☐ Don't Need



ITEM ID	MATERIAL	SIZE	QTY	LOCATION/COMMENTS
M121	Plastic	14 x 10	QTY	Enter any comments here

When temporary hazards exist notices should be provided to prevent accidental slips, trips and falls.

☐ Need

☐ Don't Need



ITEM ID	MATERIAL	SIZE	QTY	LOCATION/COMMENTS
FS1	Polyethylene	20 x 12	QTY	Enter any comments here

SITE SECURITY/FENCES/GATES

All visitors should check in at the front desk before entering the rest of the facility.

☐ Need

☐ Don't Need



ITEM ID	MATERIAL	SIZE	QTY	LOCATION/COMMENTS
SS4	Aluminum	12 x 12	QTY	Enter any comments here
N119	Aluminum	10 x 17	QTY	Enter any comments here
M58AB	Aluminum	10 x 14	QTY	Enter any comments here
M109	Aluminum	14 x 20	QTY	Enter any comments here
M452	Aluminum	18 x 12	QTY	Enter any comments here
SN18	Aluminum	14 x 20		Enter any comments here

PARKING LOT

Number of handicap accessible spaces must comply with ADA guidelines or applicable local regulations. Handicap Accessible space signs must include the International Symbol for Accessibility.

REGULATION: ADAAG 4.1

[] Need

[] Don't Need

TOTAL # PARKING SPACES IN LOT	REQUIRED MIN. # ACCESSIBLE SPACES	REQUIRED # VAN ACCESSIBLE SPACES (1 IN EVERY 8)	TOTAL # PARKING SPACES IN LOT	REQUIRED MIN. # ACCESSIBLE SPACES	REQUIRED # VAN ACCESSIBLE SPACES (1 IN EVERY 8)
1-25	1	1	201-300	7	1
26-50	2	1	301-400	8	1
51-75	3	1	401-500	9	2
76-100	4	1	501-1000	2% of Total	2+
101-150	5	1	1000 & Over	20 (+1 for each 100 over 1000)	2+
151-200	6	1			



ITEM ID	MATERIAL	SIZE	QTY	LOCATION/COMMENTS
TM146J	.080 Reflective Aluminum	18 x 12	QTY	Enter any comments here
TMA1H	.063 Aluminum	6 x 12	QTY	Enter any comments here
P8GR			QTY	Enter any comments here
PMS50	Polyethylene	39 x 34	QTY	Enter any comments here
TM7J	.080 Reflective Aluminum	18 x 12	QTY	Enter any comments here
TM54J	.080 Reflective Aluminum	18 x 12	QTY	Enter any comments here
TM219J	.080 Reflective Aluminum	18 x 12	QTY	Enter any comments here

OFFICE/RECEPTION AREA

Many states have adopted Smoke Free Workplace laws. Where applicable, signs must be placed alerting employees and visitors that smoking is not prohibited in the facility.

- ☐ Need
☐ Don't Need



ITEM ID	MATERIAL	SIZE	QTY	LOCATION/COMMENTS
N166	Plastic	10 x 14		

Fire extinguishers must be mounted, located and identified so they are readily accessible to employees.

REGULATION: 29 CFR 1910.157

- ☐ Need
☐ Don't Need



ITEM ID	MATERIAL	SIZE	QTY	LOCATION/COMMENTS
VS42W	Visi Plastic	16 x 8 3/4		
GLV42	Visi Glow Plastic	16 x 8 3/4		
M23	Vinyl	18 x 4		
GL23	Glow Vinyl	18 x 4		

Fire Alarm should be conspicuously labeled for quick information.

- ☐ Need
☐ Don't Need




ITEM ID	MATERIAL	SIZE	QTY	LOCATION/COMMENTS
VS28W	Plastic	5 3/4 x 8 3/4		
GLV28	Plastic	5 3/4 x 8 3/4		

FIRE SIGNS

Fire extinguishers must be mounted, located and identified so they are readily accessible to employees.

REGULATION: 29 CFR 1910.157

- ☐ Need
☐ Don't Need



ITEM ID	MATERIAL	SIZE	QTY	LOCATION/COMMENTS
VS42W	Visi Plastic	16 x 8 3/4		
GLV42	Visi Glow Plastic	16 x 8 3/4		
GL23	Glow Vinyl	18 x 4		

Storage cabinets in which flammable liquids are kept must be labeled "FLAMMABLE KEEP FIRE AWAY."

- ☐ Need
☐ Don't Need



ITEM ID	MATERIAL	SIZE	QTY	LOCATION/COMMENTS
GLV28	Aluminum	10 x 14		

Fire Department connectors must be clearly labeled.

REGULATION: NFPA 14

- ☐ Need
☐ Don't Need



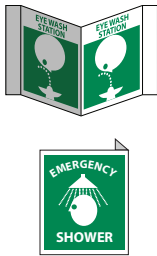
ITEM ID	MATERIAL	SIZE	QTY	LOCATION/COMMENTS
GL155P	Glow Rigid	7 x 10		

EYE WASH/SAFETY SHOWER STATIONS

Emergency eye wash and shower facilities within the immediate work area must be available. Signs marking these areas are helpful in emergency situations.

REGULATIONS: 29 CFR 1910.124; 29 CFR 1910.178; 29 CFR 1910.261, ANSI Z358.1

- ☐ Need
☐ Don't Need



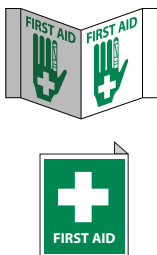
ITEM ID	MATERIAL	SIZE	QTY	LOCATION/COMMENTS
VS7W	Acrylic	5 3/4 x 8 3/4	QTY	Enter any comments here
TV3	Plastic	10 x 8	QTY	Enter any comments here

FIRST AID STATIONS

First aid kits must be easily accessible to each work area with necessary supplies.

REGULATION: 29 CFR 1910.151

- ☐ Need
☐ Don't Need



ITEM ID	MATERIAL	SIZE	QTY	LOCATION/COMMENTS
VS21W	Acrylic	5 3/4 x 8 3/4	QTY	Enter any comments here
TV1	Plastic	10 x 8	QTY	Enter any comments here

REST ROOMS

Separate toilet facilities shall be provided for each gender. Each such public or common use toilet or bathing facility shall be identified by the International Symbol of Accessibility.

REGULATION: 29 CFR 1910.141; ADAAG 4.1.1(6)

- ☐ Need
☐ Don't Need



ITEM ID	MATERIAL	SIZE	QTY	LOCATION/COMMENTS
ADA4	Braille	8 x 8	QTY	Enter any comments here
ADA5	Braille	8 x 8	QTY	Enter any comments here

Nearly every state has health regulations requiring food service employees to wash hands before returning to work.

- ☐ Need
☐ Don't Need



ITEM ID	MATERIAL	SIZE	QTY	LOCATION/COMMENTS
N269	Plastic	10 x 14	QTY	Enter any comments here

All toilet and washing facilities must be kept clean and sanitary.

REGULATION: 29 CFR 1910.141

- ☐ Need
☐ Don't Need



ITEM ID	MATERIAL	SIZE	QTY	LOCATION/COMMENTS
N278	Plastic	10 x 14	QTY	Enter any comments here

EMERGENCY EXIT/EGRESS PATHWAYS

Each exit must be clearly visible and marked by a sign reading "EXIT" with letters measuring at least 6" high and 3/4" wide and must glow in the dark with a surface value of at least 5 foot candles. The line-of-sight to an exit sign must be clearly visible at all times.

REGULATION: 29 CFR 1910.37(b)(2); 29 CFR 1910.37(b)(7); 29 CFR 1910.37(b)(6); 29 CFR 1910.37(b)(4)

New Exit sign placement shall not exceed the rated viewing distance or 100 ft., whichever is less, from the nearest sign.

REGULATION: NFPA 101.7.10.1.5

☐ Need

☐ Don't Need



ITEM ID	MATERIAL	SIZE	QTY	LOCATION/COMMENTS
7072B	Plastic	8 5/8 x 15 7/8 x 3/8	QTY	Enter any comments here

Signs must be posted along the exit route indicating the direction of the exit.

REGULATION: 29 CFR 1910.37(b)(4)

☐ Need

☐ Don't Need



ITEM ID	MATERIAL	SIZE	QTY	LOCATION/COMMENTS
GL307	Plastic	5 x 14	QTY	Enter any comments here
GL308	Plastic	5 x 14	QTY	Enter any comments here
GL16	Plastic	10 x 10	QTY	Enter any comments here
GL17	Plastic	10 x 10	QTY	Enter any comments here

Each doorway that could be mistaken for an exit must be marked "NOT AN EXIT" or similar language or be identified by a sign indicating it's actual use (e.g., closet).

REGULATION: 29 CFR 1910.37(b)(5)

☐ Need

☐ Don't Need



ITEM ID	MATERIAL	SIZE	QTY	LOCATION/COMMENTS
GL15	Vinyl	10 x 14	QTY	Enter any comments here
GL15	Plastic	10 x 14	QTY	Enter any comments here

CAFETERIA/BREAK ROOM

Outdoor smoking areas should be equipped with ashtrays to accommodate smokers.

- ☐ Need
☐ Don't Need



ITEM ID	MATERIAL	SIZE	QTY	LOCATION/COMMENTS
M114	Plastic	10 x 14	QTY	Enter any comments here
OPM0100	Plastic	5 Quart	QTY	Enter any comments here

All Employee Rights posters must be properly displayed.
REGULATION: 42 USC 12115; 29 CFR 825.300; 29 CFR 1904.32
 *Fill in the Part Number with the State abbreviation.

- ☐ Need
☐ Don't Need



ITEM ID	MATERIAL	SIZE	QTY	LOCATION/COMMENTS
LLP*	Poster	39 x 27	QTY	Enter any comments here

All spilled materials or liquids must be cleaned up immediately.
REGULATION: 29 CFR 1910.141

- ☐ Need
☐ Don't Need



ITEM ID	MATERIAL	SIZE	QTY	LOCATION/COMMENTS
TS132	Plastic	10 x 14	QTY	Enter any comments here

If the nature of the hazard may lead to accidentally injury, signs must be posted to warn employees to wear the appropriate PPE.
REGULATION: 29 CFR 1910.145

- ☐ Need
☐ Don't Need



ITEM ID	MATERIAL	SIZE	QTY	LOCATION/COMMENTS
C514	Plastic	10 x 14	QTY	Enter any comments here
C484	Plastic	10 x 14	QTY	Enter any comments here



Where microwaves are used, signs should be posted alerting employees to potential hazards.

- ☐ Need
☐ Don't Need



ITEM ID	MATERIAL	SIZE	QTY	LOCATION/COMMENTS
C180	Plastic	10 x 14	QTY	Enter any comments here

Material Data Sheets must be readily accessible to all employees.
REGULATION: 29 CFR 1910.1200

- ☐ Need
☐ Don't Need



ITEM ID	MATERIAL	SIZE	QTY	LOCATION/COMMENTS
VS23W	Acrylic	6 x 9	QTY	Enter any comments here
RTK2		20 x 14	QTY	Enter any comments here

LOCKOUT/TAGOUT

Locks, tags, chains, wedges, key blocks, adapted pins, self-locking fasteners and other hardware must be provided for isolating, securing or blocking of machines or equipment from energy sources. Lockout devices must be standardized within the facility in at least one of the following areas: color, shape or size. Tagout devices must also be standardized in print and format.

REGULATION: 29 CFR 1910.147

[] Need

[] Don't Need



ITEM ID	MATERIAL	SIZE	QTY	LOCATION/COMMENTS
LOS20			QTY	Enter any comments here
ELOK1			QTY	Enter any comments here
PLOK1			QTY	Enter any comments here
LOTAG10 (10/PK)	Unrip Vinyl	6 x 3	QTY	Enter any comments here
JMTAG2 (10/PK)	Vinyl	7 3/8 x 4	QTY	Enter any comments here

REQUIRED PIPE MARKERS

Positive identification of the contents of a piping system shall be by lettered legend giving the name of the contents in full or abbreviated form and shall be applied close to valves or flanges and adjacent to changes in direction, branches, and where pipes pass through walls or floors; and at intervals on straight pipe runs sufficient for identification.

REGULATION: ANSI A13-2007

[] Need

[] Don't Need

Color

White on Red

Black on Orange

Black on Yellow

White on Brown

White on Green

White on Blue

Classification

Fire Quenching Fluids

Toxic and Corrosive Fluids

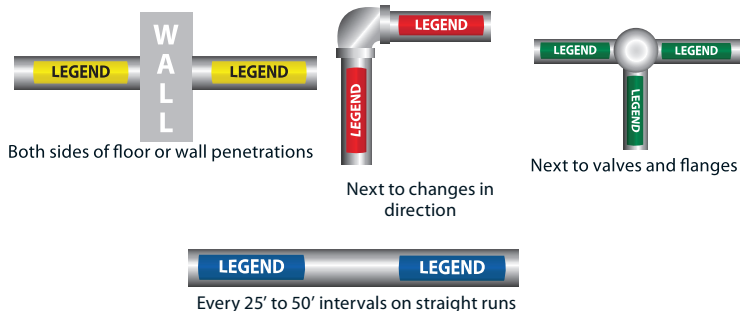
Flammable Fluids

Combustible Fluids

Potable, cooling, boiler feed and other water

Compressed Air

Recommended Pipe Marker Placement



ITEM ID	MATERIAL	SIZE	QTY	LOCATION/COMMENTS
	Plastic			
	Plastic			
	Vinyl			
	Vinyl			
	Vinyl			
C552	Vinyl	10 x 14	QTY	Enter any comments here



CREATE YOUR OWN REQUIRED PIPE MARKERS - PRINTERS

[] Need

[] Don't Need



ITEM ID	MATERIAL	SIZE	QTY	LOCATION/COMMENTS
U400 LP	-	-	QTY	Enter any comments here

[] Need

[] Don't Need



ITEM ID	MATERIAL	SIZE	QTY	LOCATION/COMMENTS
CPM100	-	-	QTY	Enter any comments here

UDO LP400 Vinyl Rolls and Ribbons

Vinyl Rolls

Color		1 1/8" x 82'	2" x 82'	4" x 82'
White	<input type="checkbox"/>	UPV0101	UPV0102	UPV0104
Yellow	<input type="checkbox"/>	UPV0201	UPV0202	UPV0204
Green	<input type="checkbox"/>	UPV0301	UPV0302	UPV0304
Red	<input type="checkbox"/>	UPV0401	UPV0402	UPV0404
Blue	<input type="checkbox"/>	UPV0501	UPV0502	UPV0504
Light Blue	<input type="checkbox"/>	UPV1801	UPV1802	UPV1804
Orange	<input type="checkbox"/>	UPV0601	UPV0602	UPV0604
Black	<input type="checkbox"/>	UPV0701	UPV0702	UPV0704
Silver/Grey	<input type="checkbox"/>	UPV0801	UPV0802	UPV0804
Dark Brown	<input type="checkbox"/>	UPV0901	UPV0902	UPV0904
Ochre	<input type="checkbox"/>	UPV1901	UPV1902	UPV1904
Beige	<input type="checkbox"/>	UPV1001	UPV1002	UPV1004
Purple	<input type="checkbox"/>	UPV1101	UPV1102	UPV1104
Violet	<input type="checkbox"/>	UPV1701	UPV1702	UPV1704
Clear	<input type="checkbox"/>	UPV1201	UPV1202	UPV1204

Reflective Vinyl Rolls

Part No.	Description
UPRE1304	4" x 33' Reflective Silver <input type="checkbox"/>
UPRE1404	4" x 33' Reflective Yellow <input type="checkbox"/>

Resin Ribbon

Part No.	Color	Size
UPR4001	Black <input type="checkbox"/>	4 1/3" x 298'
UPR4101	Ultra White <input type="checkbox"/>	4 1/3" x 230'
UPR4201	Red <input type="checkbox"/>	4 1/3" x 298'
UPR4301	Blue <input type="checkbox"/>	4 1/3" x 298'
UPR4401	Green <input type="checkbox"/>	4 1/3" x 298'
UPR4601	Yellow <input type="checkbox"/>	4 1/3" x 298'

CPM-100 Vinyl Rolls and Ribbons

Vinyl Rolls

Part no.	Color
CPM01	White <input type="checkbox"/>
CPM02	Yellow <input type="checkbox"/>
CPM03	Green <input type="checkbox"/>
CPM04	Red <input type="checkbox"/>
CPM05	Blue <input type="checkbox"/>
CPM06	Orange <input type="checkbox"/>
CPM07	Black <input type="checkbox"/>
CPM08	Grey <input type="checkbox"/>
CPM09	Brown <input type="checkbox"/>
CPM11	Purple <input type="checkbox"/>
CPM12	Clear <input type="checkbox"/>
CPM18	Light Blue <input type="checkbox"/>
CPM21	Mirror Silver <input type="checkbox"/>
CPM23	Pink <input type="checkbox"/>
CPM25	White Tybond <input type="checkbox"/>

Durable Resin Ribbon

Color	Refillable Cartridge	Ribbon Refill
Black <input type="checkbox"/>	CPMSR40RC	CPMSR40
White <input type="checkbox"/>	CPMSR41RC	CPMSR41
Red <input type="checkbox"/>	CPMSR42RC	CPMSR42
Blue <input type="checkbox"/>	CPMSR43RC	CPMSR43
Green <input type="checkbox"/>	CPMSR44RC	CPMSR44

Specialty Rolls

Part No.	Description	Color
CPMS13	Reflective Silver	Silver <input type="checkbox"/>
CPMS14	Reflective Yellow	Yellow <input type="checkbox"/>

Gloss Polyester Rolls

Part No.	Color
CPMSP01	White <input type="checkbox"/>
CPMSP51	Silver-Grey <input type="checkbox"/>

Outdoor Durable Resin Ribbon

Color	Refillable Cartridge	Ribbon Refill	Color	Refillable Cartridge	Ribbon Refill
Black <input type="checkbox"/>	CPMR40RC	CPMR40	Green <input type="checkbox"/>	CPMR44RC	CPMR44
White <input type="checkbox"/>	CPMR41RC	CPMR41	Yellow <input type="checkbox"/>	CPMR45RC	CPMR45
Red <input type="checkbox"/>	CPMR42RC	CPMR42	Orange <input type="checkbox"/>	CPMR46RC	CPMR46
Blue <input type="checkbox"/>	CPMR43RC	CPMR43	Clear (Abrasion Guard) <input type="checkbox"/>	CPMR47RC	CPMR47

Vinyl Ribbons and Rolls

Item No.	Qty.	Notes

SPECIFIC AREAS

HALLWAYS/AISLES

Aisles must be appropriately marked, recommended with markings of a minimum of 2" wide.

REGULATION: 29 CFR 1910.22

(See the "Utility Tapes" section of the Safety Identification Catalog for more information.)

☐ Need

☐ Don't Need



ITEM ID	MATERIAL	SIZE	QTY	LOCATION/COMMENTS
	Vinyl		QTY	Enter any comments here

Aisles and passageways must be kept clear and in good repair with no obstruction across or in aisles that could create a hazard.

REGULATION: 29 CFR 1910.22

☐ Need

☐ Don't Need



ITEM ID	MATERIAL	SIZE	QTY	LOCATION/COMMENTS
WFS3	Vinyl	17"	QTY	Enter any comments here
WFS12	Vinyl	17"	QTY	Enter any comments here

Where levels prescribed by OSHA, employers sound must ensure hearing protection is worn. If the nature of the hazard may lead to accidental injury, signs must be posted to warn employees before entering area.

REGULATION: 29 CFR 1910.95

☐ Need

☐ Don't Need



ITEM ID	MATERIAL	SIZE	QTY	LOCATION/COMMENTS
C393	Plastic	10 x 14	QTY	Enter any comments here

Employers must ensure that employees wear appropriate eye/face protection when exposed to eye or face hazards and are warned before entering the area.

REGULATION: 29 CFR 1910.133

☐ Need

☐ Don't Need



ITEM ID	MATERIAL	SIZE	QTY	LOCATION/COMMENTS
C484	Plastic	10 x 14	QTY	Enter any comments here

For floors and passageways with uneven surfaces, Asphalt Art is recommended.

☐ Need

☐ Don't Need



ITEM ID	DESCRIPTION	SIZE	MATERIAL	QTY.	NOTES
	DESCRIP	SIZE	MATERIAL	QTY	Enter any comments here
	DESCRIP	SIZE	MATERIAL	QTY	Enter any comments here

HALLWAYS/AISLES (continued)

Every floor opening shall be guarded by a standard railing.

- ☐ Need
☐ Don't Need

CAUTION
USE
HANDRAIL

ITEM ID	MATERIAL	SIZE	QTY	LOCATION/COMMENTS
C191	Plastic	10 x 14	QTY	Enter any comments here

Motivate your employees by placing motivational scoreboards in high traffic areas.
(See the "Facility" section of the Safety Identification Catalog for more information.)

- ☐ Need
☐ Don't Need



ITEM ID	MATERIAL	SIZE	QTY	LOCATION/COMMENTS
	Plastic	28 x 20	QTY	Enter any comments here
	Plastic	28 x 20	QTY	Enter any comments here

MAINTENANCE DEPARTMENT

Employees performing lockout/tagout must be provided with individually keyed personal safety locks or accompanying tags.

REGULATION: 29 CFR 1910.147

- ☐ Need
☐ Don't Need



ITEM ID	MATERIAL	SIZE	QTY	LOCATION/COMMENTS
LOS20			QTY	Enter any comments here
ELOK1			QTY	Enter any comments here
PLOK1			QTY	Enter any comments here
LOTAG10 (10/PK)	Unrip Vinyl	6 x 3	QTY	Enter any comments here

Where levels exceed those prescribed by OSHA, employers must ensure hearing protection is worn. If the hazard may lead to accidental injury, signs must be posted to warn employees before entering the area.

REGULATION: 29 CFR 1910.95

- ☐ Need
☐ Don't Need

CAUTION
HEARING PROTECTION
MUST BE WORN
IN THIS AREA

ITEM ID	MATERIAL	SIZE	QTY	LOCATION/COMMENTS
C393	Plastic	10 x 14	QTY	Enter any comments here

Employers must ensure that employees wear appropriate eye/face protection when exposed to eye or face hazards and are warned before entering the area.

REGULATION: 29 CFR 1910.133

- ☐ Need
☐ Don't Need

CAUTION
EYE PROTECTION
MUST BE WORN
IN THIS AREA

ITEM ID	MATERIAL	SIZE	QTY	LOCATION/COMMENTS
C484	Plastic	10 x 14	QTY	Enter any comments here

SPECIFIC AREAS

OPERATIONS/PRODUCTION AREA

Appropriate PPE must be provided when working with equipment or tools that pose a hazard.

☐ Need

☐ Don't Need



ITEM ID	MATERIAL	SIZE	QTY	LOCATION/COMMENTS
C396	Plastic	10 x 14	QTY	Enter any comments here

Where levels prescribed by OSHA, employers sound must ensure hearing protection is worn. If the nature of the hazard may lead to accidental injury, signs must be posted to warn employees.

REGULATION: 29 CFR 1910.95

☐ Need

☐ Don't Need



ITEM ID	MATERIAL	SIZE	QTY	LOCATION/COMMENTS
C516	Plastic	10 x 14	QTY	Enter any comments here
AEP-4	Acrylic	13 x 6 x 8	QTY	Enter any comments here

Appropriate eye or face protection must be used.

REGULATION: 29 CFR 1910.133

☐ Need

☐ Don't Need



ITEM ID	MATERIAL	SIZE	QTY	LOCATION/COMMENTS
C152	Plastic	10 x 14	QTY	Enter any comments here
ASG-D	Acrylic	18 x 8 x 4	QTY	Enter any comments here

In areas where there is a potential for injury to the head from falling objects, employers must ensure employees wear protective helmets and a caution signs must be used to warn against potential hazards.

REGULATION: 29 CFR 1910.135

☐ Need

☐ Don't Need



ITEM ID	MATERIAL	SIZE	QTY	LOCATION/COMMENTS
C667	Plastic	10 x 14	QTY	Enter any comments here

In areas where there is a danger of foot injuries, employers shall ensure protective footwear is used.

REGULATION: 29 CFR 1910.136

☐ Need

☐ Don't Need



ITEM ID	MATERIAL	SIZE	QTY	LOCATION/COMMENTS
C157	Plastic	10 x 14	QTY	Enter any comments here

In areas with hot surfaces, remind employees to take precautions when handling equipment.

☐ Need

☐ Don't Need



ITEM ID	MATERIAL	SIZE	QTY	LOCATION/COMMENTS
D560	Plastic	10 x 14	QTY	Enter any comments here

OPERATIONS/PRODUCTION AREA (continued)

Remind employees to wear fall protection in areas where these systems are required.

- ☐ Need
☐ Don't Need




ITEM ID	MATERIAL	SIZE	QTY	LOCATION/COMMENTS
D529	Plastic	10 x 14	QTY	Enter any comments here

Nip points, rotating parts, and other hazards on machinery should be properly labeled and placed as close as possible to the hazard.

REGULATION: 29 CFR 1910.145

(See the "Signs" section of the Safety Identification Catalog for more information.)

- ☐ Need
☐ Don't Need



ITEM ID	MATERIAL	SIZE	QTY	LOCATION/COMMENTS
D455	Vinyl		QTY	Enter any comments here
DGA54	Vinyl		QTY	Enter any comments here

Emergency Stops on all hazardous machines including rubber mills, wire blocks, flat work ironers, etc. should be red in color.

REGULATIONS: 29 CFR 1910.144

- ☐ Need
☐ Don't Need

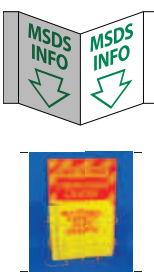


ITEM ID	MATERIAL	SIZE	QTY	LOCATION/COMMENTS
EPA2	Vinyl	3 x 5	QTY	Enter any comments here

Material Data Sheets must be readily accessible to all employees.

REGULATION: 29 CFR 1910.1200

- ☐ Need
☐ Don't Need



ITEM ID	MATERIAL	SIZE	QTY	LOCATION/COMMENTS
VS23W	Acrylic	6 x 9	QTY	Enter any comments here
RTK2		20 x 14	QTY	Enter any comments here

Work surfaces must be kept dry and appropriate means taken to assure surfaces are slip resistant.

REGULATIONS: 29 CFR 1910.22

(See the "Facility" section of the Safety Identification Catalog for more information.)

- ☐ Need
☐ Don't Need



ITEM ID	MATERIAL	SIZE	QTY	LOCATION/COMMENTS
	Vinyl		QTY	Enter any comments here

The driver shall be required to slow down and sound the horn at cross aisles and other locations where vision is obstructed. If the load being carried obstructs forward view, the driver shall be required to travel with the load trailing.

REGULATIONS: 29 CFR 1910.178

- ☐ Need
☐ Don't Need



ITEM ID	MATERIAL	SIZE	QTY	LOCATION/COMMENTS
C500	Plastic	10 x 14	QTY	Enter any comments here

SPECIFIC AREAS

OPERATIONS/PRODUCTION AREA (continued)

Forklift traffic signs should be placed in high traffic areas to alert pedestrians of potential hazards.

[] Need

[] Don't Need



ITEM ID	MATERIAL	SIZE	QTY	LOCATION/COMMENTS
C356	Aluminum	10 x 14	QTY	Enter any comments here
W453	Aluminum	10 x 14	QTY	Enter any comments here
WFS20	Vinyl	17"	QTY	Enter any comments here

Clearance signs warning of clearance limits must be provided. Load limits should also be marked.

[] Need

[] Don't Need



ITEM ID	MATERIAL	SIZE	QTY	LOCATION/COMMENTS
C100	Plastic	10 x 14	QTY	Enter any comments here
C552	Plastic	10 x 14	QTY	Enter any comments here

Entrances to buildings, rooms, or enclosures containing exposed live parts of 600 volts or less must have permanent and conspicuous warning signs reading: "DANGER HIGH VOLTAGE KEEP OUT."

REGULATION: 29 CFR 1910.303(h)(5)(iii)(B)

[] Need

[] Don't Need



ITEM ID	MATERIAL	SIZE	QTY	LOCATION/COMMENTS
D647	Plastic	10 x 14	QTY	Enter any comments here

Load ratings must be marked on each side of overhead and gantry cranes. These markings must be visible and readable from the ground floor.

REGULATION: 29 CFR 1910.179

[] Need

[] Don't Need



ITEM ID	MATERIAL	SIZE	QTY	LOCATION/COMMENTS
C546	Plastic	10 x 14	QTY	Enter any comments here
D596	Plastic	10 x 14	QTY	Enter any comments here
W49	Plastic	10 x 14	QTY	Enter any comments here

The depth of the working space in the direction of live parts shall not be less than 36 inches.

REGULATION: NFPA 70 ARTICLE 110.26(A)

[] Need

[] Don't Need



ITEM ID	MATERIAL	SIZE	QTY	LOCATION/COMMENTS
C115	Plastic	10 x 14	QTY	Enter any comments here
PMS236	Plastic	24 X 24	QTY	Enter any comments here

OPERATIONS/PRODUCTION AREA (continued)

Scaffold Tags

Where scaffolds are being used, they should be labeled as in compliance with OSHA 1926.451 or not in compliance or if the scaffold is under repair.

- ☐ Need
☐ Don't Need



ITEM ID	MATERIAL	SIZE	QTY	LOCATION/COMMENTS
SVT1	Vinyl	6 x 3	QTY	Enter any comments here
SVT2	Vinyl	6 x 3	QTY	Enter any comments here
SVT3	Vinyl	6 x 3	QTY	Enter any comments here

Inspection Tags

Portable fire extinguishers must be inspected, maintained, tested and have regular maintenance performed.

- ☐ Need
☐ Don't Need



ITEM ID	MATERIAL	SIZE	QTY	LOCATION/COMMENTS
RPT26 (25/PK)	Unrip Vinyl	6 x 3	QTY	Enter any comments here

Eyewash stations and showers must be tested at regular intervals.

REGULATION: ANSI Z358

- ☐ Need
☐ Don't Need



ITEM ID	MATERIAL	SIZE	QTY	LOCATION/COMMENTS
RPT37 (25/PK)	Unrip Vinyl	6 x 3	QTY	Enter any comments here

Are ladders inspected periodically by your competent person for visible defects and after an occurrence that could affect their safe use?

REGULATION: 29 CFR 1926.1053

- ☐ Need
☐ Don't Need



ITEM ID	MATERIAL	SIZE	QTY	LOCATION/COMMENTS
RPT168 (25/PK)	Unrip Vinyl	6 x 3	QTY	Enter any comments here

SPECIFIC AREAS

WELDING AREA

Employees are required to use personal protective clothing and equipment when handling chemicals and hazardous substances.

REGULATION: 29 CFR 1910.132

☐ Need

☐ Don't Need



ITEM ID	MATERIAL	SIZE	QTY	LOCATION/COMMENTS
C396	Plastic	10 x 14	QTY	Enter any comments here
D502	Plastic	10 x 14	QTY	Enter any comments here
D31	Plastic	10 x 14	QTY	Enter any comments here

Employers must ensure that employees wear appropriate eye/face protection when exposed to eye or face hazards.

REGULATION: 29 CFR 1910.133

☐ Need

☐ Don't Need



ITEM ID	MATERIAL	SIZE	QTY	LOCATION/COMMENTS
C484	Plastic	10 x 14	QTY	Enter any comments here

Storage cabinets in which flammable liquids are kept must be labeled "FLAMMABLE KEEP FIRE AWAY."

☐ Need

☐ Don't Need



ITEM ID	MATERIAL	SIZE	QTY	LOCATION/COMMENTS
D417	Aluminum	10 x 14	QTY	Enter any comments here

Signs reading "DANGER NO SMOKING, MATCHES, OR OPEN LIGHTS" or similar language must be posted in welding areas.

REGULATION: 29 CFR 1910.253

☐ Need

☐ Don't Need



ITEM ID	MATERIAL	SIZE	QTY	LOCATION/COMMENTS
D457	Aluminum	10 x 14	QTY	Enter any comments here

LOADING DOCK/SHIPPING & RECEIVING

Clearance signs warning of clearance limits must be provided. Load limits should also be marked.

REGULATION: 29 CFR 1910.176

☐ Need

☐ Don't Need



ITEM ID	MATERIAL	SIZE	QTY	LOCATION/COMMENTS
C100	Plastic	10 x 14	QTY	Enter any comments here
C552	Plastic	10 x 14	QTY	Enter any comments here

Sufficient safe clearances shall be allowed for aisles, loading docks, doorways and turns in passages.

REGULATION: 29 CFR 1910.22

☐ Need

☐ Don't Need



ITEM ID	MATERIAL	SIZE	QTY	LOCATION/COMMENTS
	Vinyl			

LOADING DOCK/SHIPPING & RECEIVING (continued)

Surface load ratings shall be posted in a conspicuous place for the surface they are related to.

REGULATION: 29 CFR 1910.22

☐ Need

☐ Don't Need



ITEM ID	MATERIAL	SIZE	QTY	LOCATION/COMMENTS
C546	Plastic	10 x 14	QTY	Enter any comments here

Brakes must be set and wheel chocks must be placed under rear wheels to prevent trucks from rolling.

REGULATION: 29 CFR 1910.178

☐ Need

☐ Don't Need



ITEM ID	MATERIAL	SIZE	QTY	LOCATION/COMMENTS
WCR2C	Rubber		QTY	Enter any comments here
C434	Aluminum	10 x 14	QTY	Enter any comments here
N372	Aluminum	10 x 14	QTY	Enter any comments here

Smoking rules must be enforced in areas involving storage and use flammable or combustible substances.

REGULATION: 29 CFR 1910.106

☐ Need

☐ Don't Need



ITEM ID	MATERIAL	SIZE	QTY	LOCATION/COMMENTS
D79	Plastic	10 x 14	QTY	Enter any comments here
D117	Plastic	10 x 14	QTY	Enter any comments here

INDUSTRIAL/LIFT TRUCKS

The driver shall be required to slow down and sound the horn at cross aisles and other locations where vision is obstructed. If the load being carried obstructs forward view, the driver shall be required to travel with the load trailing.

REGULATION: 29 CFR 1910.178

☐ Need

☐ Don't Need



ITEM ID	MATERIAL	SIZE	QTY	LOCATION/COMMENTS
C500	Plastic	10 x 14	QTY	Enter any comments here

Forklift traffic signs should be placed in high truck areas to alert pedestrians of potential hazards.

☐ Need

☐ Don't Need



ITEM ID	MATERIAL	SIZE	QTY	LOCATION/COMMENTS
C356	Aluminum	10 x 14	QTY	Enter any comments here
W453	Aluminum	10 x 14	QTY	Enter any comments here
WFS20	Vinyl	17"	QTY	Enter any comments here

SPECIFIC AREAS

INDUSTRIAL/LIFT TRUCKS (continued)

Clearance signs warning of clearance limits must be provided. Load limits should also be marked.

☐ Need

☐ Don't Need



ITEM ID	MATERIAL	SIZE	QTY	LOCATION/COMMENTS
C100	Plastic	10 x 14	QTY	Enter any comments here
C552	Plastic	10 x 14	QTY	Enter any comments here

Sufficient safe clearances shall be allowed for aisles, loading docks, doorways and turns in passages.

REGULATION: 29 CFR 1910.22

☐ Need

☐ Don't Need



ITEM ID	MATERIAL	SIZE	QTY	LOCATION/COMMENTS
	Vinyl		QTY	Enter any comments here

In areas where there is a potential for injury to the head from falling objects, employers must ensure employees wear protective helmets and caution signs must be used to warn against potential hazards.

REGULATION: 29 CFR 1910.135

☐ Need

☐ Don't Need



ITEM ID	MATERIAL	SIZE	QTY	LOCATION/COMMENTS
C31	Plastic	10 x 14	QTY	Enter any comments here

In areas where there is a danger of foot injuries, employers shall ensure protective footwear is used.

REGULATION: 29 CFR 1910.136

☐ Need

☐ Don't Need



ITEM ID	MATERIAL	SIZE	QTY	LOCATION/COMMENTS
C157	Plastic	10 x 14	QTY	Enter any comments here

BATTERY CHANGING AREA

Sufficient safe clearances shall be allowed for aisles, loading docks, doorways and turns in passages.

REGULATION: 29 CFR 1910.22

☐ Need

☐ Don't Need



ITEM ID	MATERIAL	SIZE	QTY	LOCATION/COMMENTS
	Vinyl		QTY	Enter any comments here

Clearance signs warning of clearance limits must be provided. Load limits should also be marked.

☐ Need

☐ Don't Need



ITEM ID	MATERIAL	SIZE	QTY	LOCATION/COMMENTS
C100	Plastic	10 x 14	QTY	Enter any comments here
C552	Plastic	10 x 14	QTY	Enter any comments here

BATTERY CHANGING AREA (continued)

Employers must ensure that employees wear appropriate eye/face protection when exposed to eye or face hazards.

REGULATION: 29 CFR 1910.133

- ☐ Need
☐ Don't Need



ITEM ID	MATERIAL	SIZE	QTY	LOCATION/COMMENTS
C484	Plastic	10 x 14	QTY	Enter any comments here

Smoking is prohibited in charging areas. Precautions must be taken to prevent flames, sparks or electric arcs in battery changing areas.

REGULATION: 29 CFR 1910.178

- ☐ Need
☐ Don't Need



ITEM ID	MATERIAL	SIZE	QTY	LOCATION/COMMENTS
D133	Plastic	10 x 14	QTY	Enter any comments here

Entrances to buildings, rooms, or enclosures containing exposed live parts of 600 volts or less must have permanent and conspicuous warning signs reading: "DANGER HIGH VOLTAGE KEEP OUT."

REGULATION: 29 CFR 1910.178

- ☐ Need
☐ Don't Need



ITEM ID	MATERIAL	SIZE	QTY	LOCATION/COMMENTS
D139	Plastic	10 x 14	QTY	Enter any comments here

BOILER ROOM/COMPRESSED GAS/AIR COMPRESSOR AREA

All confined spaces must be identified. Danger Sign posted reading: "DANGER - PERMIT REQUIRED CONFINED SPACE DO NOT ENTER" or similar language must be posted.

REGULATION: 29 CFR 1910.146(c)(2)

- ☐ Need
☐ Don't Need



ITEM ID	MATERIAL	SIZE	QTY	LOCATION/COMMENTS
D162	Vinyl	10 x 14	QTY	Enter any comments here
D162	Plastic	10 x 14	QTY	Enter any comments here
D373	Vinyl	10 x 14	QTY	Enter any comments here
D373	Plastic	10 x 14	QTY	Enter any comments here

Entry Permit must be posted including important information.

REGULATION: 29 CFR 1910.146(e)(3)

- ☐ Need
☐ Don't Need



ITEM ID	MATERIAL	SIZE	QTY	LOCATION/COMMENTS
CSC	Plastic	28 x 32	QTY	Enter any comments here

SPECIFIC AREAS

BOILER ROOM/COMPRESSED GAS/AIR COMPRESSOR AREA (continued)

Cylinders must be legibly marked to clearly identify the gas contained.

REGULATION: 29 CFR 1910.101; 29 CFR 1910.103; 29 CFR 1910.110; 29 CFR 1910.1200

(See the "Hazmat" section of the Safety Identification Catalog for more information.)

☐ Need

Sample

☐ Don't Need



ITEM ID	MATERIAL	SIZE	QTY	LOCATION/COMMENTS
	Laminated Vinyl	2 x 5	QTY	Enter any comments here

No smoking signs must be posted on liquefied petroleum gas tanks. No smoking signs should also be posted in areas where compressed gas tanks are stored.

REGULATION: 29 CFR 1910.106

☐ Need

☐ Don't Need




ITEM ID	MATERIAL	SIZE	QTY	LOCATION/COMMENTS
D519	Vinyl	10 x 14	QTY	Enter any comments here
D79	Plastic	10 x 14	QTY	Enter any comments here

Where levels prescribed by OSHA, employers sound must ensure hearing protection is worn, if the nature of the hazard may lead to accidental injury, signs must be posted to warn employees before entering the area.

REGULATION: 29 CFR 1910.95

☐ Need

☐ Don't Need



ITEM ID	MATERIAL	SIZE	QTY	LOCATION/COMMENTS
C393	Plastic	10 x 14	QTY	Enter any comments here
AEP-5	Acrylic		QTY	Enter any comments here

Compressed gas cylinders must be legibly marked.

REGULATION: 29 CFR 1910.253

(See the Op Haz" section of the Safety Identification Catalog for more information.)

☐ Need

Sample

☐ Don't Need



ITEM ID	MATERIAL	SIZE	QTY	LOCATION/COMMENTS
	Vinyl	2 x 5 1/4	QTY	Enter any comments here

HAZARDOUS MATERIALS

Employers shall maintain any material safety data sheets that are received with incoming shipments of hazardous chemicals, and ensure that they are readily accessible during each work shift to laboratory employees when they are in their work areas.

REGULATION: 29 CFR 1910.1200(b)(4)(ii)

☐ Need

☐ Don't Need



ITEM ID	MATERIAL	SIZE	QTY	LOCATION/COMMENTS
VS23W	Acrylic	6 x 9	QTY	Enter any comments here
RTK2		20 x 14	QTY	Enter any comments here

If the contents of the area are flammable or explosive, "NO SMOKING" signs should be placed around the area to warn anyone approaching of the hazard.

☐ Need

☐ Don't Need



ITEM ID	MATERIAL	SIZE	QTY	LOCATION/COMMENTS
D79	Plastic	10 x 14	QTY	Enter any comments here
D117	Plastic	10 x 14	QTY	Enter any comments here

Hazard diamonds should be placed, at a minimum, on the two exterior walls of the facility, the access point to a room or area, or each principal means of access to an exterior storage shed. It should be placed where the responders are likely to enter. If there are numerous entry points there should be numerous placards.

Red	Flammability (ability to burn)
Blue	Health Hazard
Yellow	Reactivity/Instability (explosive/combustible)
White	Special Hazards

☐ Need

☐ Don't Need



ITEM ID	MATERIAL	SIZE	QTY	LOCATION/COMMENTS
NFPK4	Vinyl	10 x 10	QTY	Enter any comments here
NFPK5	Plastic	10 x 10	QTY	Enter any comments here

Warning labels must be affixed to all materials, mixtures, waste, etc., containing asbestos fibers or to their containers. Warning labels must be posted warning of the presence and hazards of asbestos.

REGULATION: 29 CFR 1910.1001

☐ Need

☐ Don't Need



ITEM ID	MATERIAL	SIZE	QTY	LOCATION/COMMENTS
VRD92	Vinyl	3 x 5	QTY	Enter any comments here
D656	Plastic	10 x 14	QTY	Enter any comments here

SPECIFIC AREAS

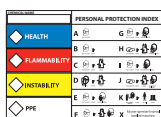
HAZARDOUS MATERIALS (continued)

Appropriate hazard warnings, (words, pictures, symbols or combination thereof) which provide at least general information regarding the hazards of the chemicals, in conjunction with the other information immediately available to employees under the hazard communication program, will provide employees with the specific information regarding the hazards of the chemical.

REGULATION: 29 CFR 1910.1200(f)(5)(ii)

[] Need

[] Don't Need



ITEM ID	MATERIAL	SIZE	QTY	LOCATION/COMMENTS
HMC20 (ea)	Vinyl	5 x 7	QTY	Enter any comments here
HM25 (10/pk)	Vinyl	6 x 4	QTY	Enter any comments here
HM27 (250/roll)	Vinyl	4 x 4	QTY	Enter any comments here
HM36 (10/pk)	Vinyl	6 x 4	QTY	Enter any comments here

As of April 22, 2010, renovators performing work on houses and child-occupied facilities must post signs clearly defining the work area, warning occupants to remain outside of the area until lead work is completed.

REGULATION: EPA 40 CFR Part 745.85

[] Need

[] Don't Need



ITEM ID	MATERIAL	SIZE	QTY	LOCATION/COMMENTS
W6	Plastic	10 x 14	QTY	Enter any comments here
PT53	Polyethylene	3 x 1000'	QTY	Enter any comments here

CHEMICAL STORAGE AREA

Employers shall maintain any material safety data sheets that are received with incoming shipments of hazardous chemicals, and ensure that they are readily accessible during each work shift to laboratory employees when they are in their work areas.

REGULATION: 29 CFR 1910.1200(b)(4)(ii)

☐ Need

☐ Don't Need



ITEM ID	MATERIAL	SIZE	QTY	LOCATION/COMMENTS
VS23W	Acrylic	6 x 9	QTY	Enter any comments here
RTK2		20 x 14	QTY	Enter any comments here

Employers may want to alert employees to the hazards in the storage area and provide immediate information on how to interpret all RTK labels.

☐ Need

☐ Don't Need



ITEM ID	MATERIAL	SIZE	QTY	LOCATION/COMMENTS
D240	Plastic	10 x 14	QTY	Enter any comments here
HMCP100	Poster	24 x 30	QTY	Enter any comments here

All storage cabinets in which flammable liquids are kept must be labeled "FLAMMABLE KEEP FIRE AWAY."

REGULATION: 29 CFR 1910.106

☐ Need

☐ Don't Need



ITEM ID	MATERIAL	SIZE	QTY	LOCATION/COMMENTS
D417	Plastic	10 x 14	QTY	Enter any comments here
GL125	Vinyl	7 x 10	QTY	Enter any comments here

Smoking rules must be enforced in areas involving storage and use of hazardous materials.

REGULATION: 29 CFR 1910.106

☐ Need

☐ Don't Need



ITEM ID	MATERIAL	SIZE	QTY	LOCATION/COMMENTS
D117	Plastic	10 x 14	QTY	Enter any comments here

SPECIFIC AREAS

HAZARDOUS WASTE

Each container must be labeled with the date accumulation began and be labeled with the words "HAZARDOUS WASTE." DOT markings and labeling requirements for shipments of hazardous waste must follow the following regulations.

REGULATION: DOT 49 CFR 172, 40 CFR 262.34, 49 CFR 172

(See the "Hazmat" section of the Safety Identification Catalog for more information.)

☐ Need

☐ Don't Need



ITEM ID	MATERIAL	SIZE	QTY	LOCATION/COMMENTS
HW19 (25/pk)	Vinyl	4 x 6	QTY	Enter any comments here
HW8S (25/pk)	Vinyl	6 x 6	QTY	Enter any comments here
HW7L (25/pk)	Vinyl	6 x 6	QTY	Enter any comments here

Employees are required to use personal protective clothing and equipment when handling chemicals and hazardous substances.

REGULATION: 29 CFR 1910.132

☐ Need

☐ Don't Need



ITEM ID	MATERIAL	SIZE	QTY	LOCATION/COMMENTS
C378	Plastic	10 x 14	QTY	Enter any comments here
D502	Plastic	10 x 14	QTY	Enter any comments here

TANKS

Hazard diamonds should be placed, at a minimum, on the two exterior walls of the facility, the access point to a room or area, or each principal means of access to an exterior storage shed. It should be placed where the responders are likely to enter. If there are numerous entry points there should be numerous placards.

Red	Flammability (ability to burn)
Blue	Health Hazard
Yellow	Reactivity/Instability (explosive/combustible)
White	Special Hazards

☐ Need

☐ Don't Need



ITEM ID	MATERIAL	SIZE	QTY	LOCATION/COMMENTS
NFPK4	Vinyl	10 x 10	QTY	Enter any comments here
NFPK5	Plastic	10 x 10	QTY	Enter any comments here

All confined spaces must be identified. Danger Sign posted reading: "DANGER - PERMIT REQUIRED CONFINED SPACE DO NOT ENTER" or similar language must be posted.

REGULATIONS: 29 CFR 1910.146(c)(2)

☐ Need

☐ Don't Need



ITEM ID	MATERIAL	SIZE	QTY	LOCATION/COMMENTS
D162	Vinyl	10 x 14	QTY	Enter any comments here
D373	Plastic	10 x 14	QTY	Enter any comments here

TANKS

If the contents of the tank/vessel are explosive or flammable, "NO SMOKING" signs should be placed 20 feet from the hazard.

- ☐ Need
☐ Don't Need



ITEM ID	MATERIAL	SIZE	QTY	LOCATION/COMMENTS
D79	Plastic	10 x 14	QTY	Enter any comments here
D152	Plastic	10 x 14	QTY	Enter any comments here

Ensure proper security measures are taken to prevent unauthorized personnel from entering hazardous areas.

- ☐ Need
☐ Don't Need



ITEM ID	MATERIAL	SIZE	QTY	LOCATION/COMMENTS
D200	Plastic	10 x 14	QTY	Enter any comments here

Do you ensure that each container of hazardous chemicals in the workplace is labeled, tagged and marked indentifying the chemical it contains?

- ☐ Need
☐ Don't Need




ITEM ID	MATERIAL	SIZE	QTY	LOCATION/COMMENTS
D127	Vinyl	10 x 14	QTY	Enter any comments here
D603	Vinyl	10 x 14	QTY	Enter any comments here

LABORATORY

Employers shall maintain any material safety data sheets that are received with incoming shipments of hazardous chemicals and ensure that they are readily accessible during each work shift to laboratory employees when they are in their work areas.

REGULATION: 29 CFR 1910.1200(b)(4)(ii)

- ☐ Need
☐ Don't Need




ITEM ID	MATERIAL	SIZE	QTY	LOCATION/COMMENTS
VS23W	Acrylic	6 x 9	QTY	Enter any comments here
RTK2		20 x 14	QTY	Enter any comments here

Appropriate hazard warnings, (words, pictures, symbols or combination thereof) which provides at least general information regarding the hazards of the chemicals, in conjunction with the other information immediately available to employees under the hazard communication program, will provide employees with the specific information regarding the hazards of the chemical.

REGULATION: 29 CFR 1910.1200(f)(5)(ii)

- ☐ Need
☐ Don't Need



ITEM ID	MATERIAL	SIZE	QTY	LOCATION/COMMENTS
HMC20 (ea)	Vinyl	5 x 7	QTY	Enter any comments here
HMC100	Poster	24 x 30	QTY	Enter any comments here

SPECIFIC AREAS

LABORATORY (continued)

Emergency eye wash and shower facilities within the immediate work area must be available.

☐ Need

☐ Don't Need



ITEM ID	MATERIAL	SIZE	QTY	LOCATION/COMMENTS
VS7W	Acrylic	5 3/4 x 8 3/4	QTY	Enter any comments here
TV3	Plastic	10 x 8	QTY	Enter any comments here

First aid kits must be easily accessible to each work area with necessary supplies.

REGULATION: 29 CFR 1910.151

☐ Need

☐ Don't Need



ITEM ID	MATERIAL	SIZE	QTY	LOCATION/COMMENTS
VS21W	Acrylic	5 3/4 x 8 3/4	QTY	Enter any comments here
TV1	Plastic	5 3/4 x 8 3/4	QTY	Enter any comments here

Warning labels shall be affixed to containers of regulated waste, refrigerators and freezers containing blood or other potentially infectious materials, and other containers used to store, transport, or ship blood or other potentially infectious materials.

REGULATION: 29 CFR 1910.1030

☐ Need

☐ Don't Need



ITEM ID	MATERIAL	SIZE	QTY	LOCATION/COMMENTS
S52	Plastic	7 x 7	QTY	Enter any comments here
RPT54	Vinyl	6 x 3	QTY	Enter any comments here

When potentially infectious material or animals containing HIV and HBV are present in the work area or containment module, a hazard warning sign incorporating the biohazard symbol shall be posted on all access doors.

REGULATION: 29 CFR 1910.1030

☐ Need

☐ Don't Need



ITEM ID	MATERIAL	SIZE	QTY	LOCATION/COMMENTS
W413	Plastic	10 x 14	QTY	Enter any comments here

Employers shall ensure that a copy of the Exposure Control Plan is accessible to all employees.

REGULATION: 29 CFR 1910.1030

☐ Need

☐ Don't Need



ITEM ID	MATERIAL	SIZE	QTY	LOCATION/COMMENTS
BHC10			QTY	Enter any comments here

LABORATORY (continued)

If the nature of the hazard may lead to accidentally injury, signs must be posted to warn employees to wear the appropriate PPE.

REGULATION: 29 CFR 1910.145

☐ Need
☐ Don't Need

CAUTION
 EYE PROTECTION
 MUST BE WORN
 IN THIS AREA

ITEM ID	MATERIAL	SIZE	QTY	LOCATION/COMMENTS
C484	Plastic	10 x 14	QTY	Enter any comments here

In areas where there is a danger of foot injuries, employers shall ensure protective footwear is used.

REGULATION: 29 CFR 1910.136

☐ Need
☐ Don't Need

CAUTION
 FOOT PROTECTION
 REQUIRED
 IN THIS AREA

ITEM ID	MATERIAL	SIZE	QTY	LOCATION/COMMENTS
C157	Plastic	10 x 14	QTY	Enter any comments here

CYLINDERS

Empty compressed gas cylinders must be appropriately marked and their valves closed.

REGULATION: 29 CFR 1910.101; 29 CFR 1910.253

☐ Need
☐ Don't Need

**EMPTY
CYLINDERS**
 DO NOT USE

**FULL
CYLINDERS**
 READY FOR USE

ITEM ID	MATERIAL	SIZE	QTY	LOCATION/COMMENTS
M746	Plastic	10 x 14	QTY	Enter any comments here
M744	Plastic	10 x 14	QTY	Enter any comments here

All cylinders should be chained to prevent being knocked over while in use.

REGULATION: 29 CFR 1926.350

☐ Need
☐ Don't Need

NOTICE
 KEEP ALL
 CYLINDERS
 CHAINED

ITEM ID	MATERIAL	SIZE	QTY	LOCATION/COMMENTS
N289	Plastic	10 x 14	QTY	Enter any comments here

Compressed gas cylinders must be legibly marked.

REGULATION: 29 CFR 1910.253

(See the "Op Haz" section of the Safety Identification Catalog for more information.)

☐ Need
☐ Don't Need

Sample

ITEM ID	MATERIAL	SIZE	QTY	LOCATION/COMMENTS
	Vinyl	2 x 5 1/4	QTY	Enter any comments here

SPECIFIC AREAS



SPRAY PAINT BOOTH

Employers shall maintain any material safety data sheets that are received with incoming shipments of hazardous chemicals and ensure that they are readily accessible during each work shift to laboratory employees when they are in their work areas.

REGULATION: 29 CFR 1910.1200(b)(4)(ii)

☐ Need

☐ Don't Need



ITEM ID	MATERIAL	SIZE	QTY	LOCATION/COMMENTS
VS23W	Acrylic	6 x 9	QTY	Enter any comments here
RTK2		20 x 14	QTY	Enter any comments here

Appropriate hazard warnings, (words, pictures, symbols or combination thereof) which provides at least general information regarding the hazards of the chemicals, in conjunction with the other information immediately available to employees under the hazard communication program, will provide employees with the specific information regarding the hazards of the chemical.

REGULATION: 29 CFR 1910.1200(f)(5)(ii)

☐ Need

☐ Don't Need



ITEM ID	MATERIAL	SIZE	QTY	LOCATION/COMMENTS
HMC20 (ea)	Vinyl	5 x 7	QTY	Enter any comments here
HM25 (10/pk)	Vinyl	6 x 4	QTY	Enter any comments here
HM27 (250/roll)	Vinyl	4 x 4	QTY	Enter any comments here
HM36 (10/pk)	Vinyl	6 x 4	QTY	Enter any comments here

"NO SMOKING" signs in large letters on contrasting color background shall be conspicuously posted at all spraying areas and paint storage rooms.

REGULATION: 29 CFR 1910.107

☐ Need

☐ Don't Need



ITEM ID	MATERIAL	SIZE	QTY	LOCATION/COMMENTS
D79	Plastic	10 x 14	QTY	Enter any comments here

Employees are required to use personal protective clothing and equipment when handling chemicals and hazardous substances.

REGULATION: 29 CFR 1910.132

☐ Need

☐ Don't Need



ITEM ID	MATERIAL	SIZE	QTY	LOCATION/COMMENTS
C378	Plastic	10 x 14	QTY	Enter any comments here
D502	Plastic	10 x 14	QTY	Enter any comments here

CUSTOM/STOCK PRODUCTS

ITEM #	HEADER	LEGEND	SIZE	MATERIAL	QTY.	NOTES
ITEM#	HEADER	LEGEND	SIZE	MATERIAL	QTY	Enter any comments here
ITEM#	HEADER	LEGEND	SIZE	MATERIAL	QTY	Enter any comments here
ITEM#	HEADER	LEGEND	SIZE	MATERIAL	QTY	Enter any comments here
ITEM#	HEADER	LEGEND	SIZE	MATERIAL	QTY	Enter any comments here
ITEM#	HEADER	LEGEND	SIZE	MATERIAL	QTY	Enter any comments here
ITEM#	HEADER	LEGEND	SIZE	MATERIAL	QTY	Enter any comments here
ITEM#	HEADER	LEGEND	SIZE	MATERIAL	QTY	Enter any comments here
ITEM#	HEADER	LEGEND	SIZE	MATERIAL	QTY	Enter any comments here
ITEM#	HEADER	LEGEND	SIZE	MATERIAL	QTY	Enter any comments here
ITEM#	HEADER	LEGEND	SIZE	MATERIAL	QTY	Enter any comments here
ITEM#	HEADER	LEGEND	SIZE	MATERIAL	QTY	Enter any comments here
ITEM#	HEADER	LEGEND	SIZE	MATERIAL	QTY	Enter any comments here
ITEM#	HEADER	LEGEND	SIZE	MATERIAL	QTY	Enter any comments here
ITEM#	HEADER	LEGEND	SIZE	MATERIAL	QTY	Enter any comments here
ITEM#	HEADER	LEGEND	SIZE	MATERIAL	QTY	Enter any comments here
ITEM#	HEADER	LEGEND	SIZE	MATERIAL	QTY	Enter any comments here
ITEM#	HEADER	LEGEND	SIZE	MATERIAL	QTY	Enter any comments here
ITEM#	HEADER	LEGEND	SIZE	MATERIAL	QTY	Enter any comments here
ITEM#	HEADER	LEGEND	SIZE	MATERIAL	QTY	Enter any comments here
ITEM#	HEADER	LEGEND	SIZE	MATERIAL	QTY	Enter any comments here
ITEM#	HEADER	LEGEND	SIZE	MATERIAL	QTY	Enter any comments here
ITEM#	HEADER	LEGEND	SIZE	MATERIAL	QTY	Enter any comments here

Date Completed: _____ Date _____

Date Quote Requested By: _____ Date _____

Date Quote Requested By: _____ Date _____

This Facility Audit was prepared for:

Company Name: Name

Contact Name: Contact

Contact Phone: Phone

Contact Email: _____ email

Notes

NMC, 100 Providence Pike, North Smithfield, RI 02896 • 800.453.2727 • www.nationalmarker.com



NMC Corporate Headquarters
100 Providence Pike
North Smithfield, RI 02896
P: 401.762.9700 • 800.453.2727 • F: 401.762.1010
www.nationalmarker.com