

Scotch-Blue™ Painter's Tapes and Scotch® General Purpose Masking Tapes



Scotch®



3M

Why Mask?

Masking is a key step in every paint job. It's the best defense against overspray, accidental brush strokes and dripping. Keep in mind that no single tape is right for every type of masking. To prevent surface damage requiring rework and repair, Scotch-Blue™ Painter's Tapes and Scotch® Masking Tapes are specially designed for optimum performance in specific applications when used under correct conditions. Choosing the proper Scotch painter's or masking tape will ensure that the job moves swiftly and smoothly to completion—making any painting project a whole lot easier.

How to choose the right tape

Below are several factors that help determine the specific tape needed for a project. Read about how each of these factors affects tape performance and selection. Then use the chart on the next page to help choose the right tape for your project.

1 SURFACES

What type of surface will be masked?

The type of surface being masked is the most important factor in selecting a tape. Consider it first when determining which tape to use. Scotch painter's and masking tapes are identified by the following primary uses:

- Multi-surfaces: for most painted or finished surfaces
- Delicate surfaces: for smooth or delicate surfaces
- Pro painting: for general use in painting projects
- Production painting: for non-damageable surfaces
- Hard-to-stick surfaces: for rough, non-damageable surfaces

ADHESION LEVEL

What level of adhesion is needed?

Choose a tape with an adhesion level compatible with the surface being masked to ensure the tape will remove cleanly and easily without damage. Delicate surfaces such as wallpaper and fresh paint require a tape with lower adhesion. Rough surfaces such as carpets or concrete require more aggressive tapes with higher adhesion. For easier selection, Scotch masking tapes are clearly labeled by adhesion level:

- Low
- Low-medium
- Medium
- Medium-high
- High
- Very high

2 CLEAN REMOVAL TIME

How long will the tape need to be on the surface?

Consider the number of days needed to complete the project. For larger, more extensive projects, it helps to use a tape that can be left up for longer periods of time yet remove cleanly. Scotch painter's and masking tapes offer several options for maximum flexibility:

- 1 day
- 3 days
- 5 days
- 14 days
- 60 days

3 OTHER FACTORS

Which coatings will be applied?

Certain coatings present challenges, especially lacquers and stains. There is a tape ideally suited for the most common coatings used today. Use the chart on the next page to identify the best tape for the coating application:

- Water or solvent-based
- Stains
- Lacquer (nitrocellulose-based)

What are the environmental conditions?

Environmental factors should be considered when choosing a masking tape for a project. Temperatures between 50°F and 100°F are ideal. Cool temperatures, sunlight and UV rays can affect some tapes' adhesive properties. Use the chart on the next page to choose the Scotch painter's or masking tape best suited for your environmental conditions.

Guide to Selecting the Right Scotch® Masking Tape

Find the surface you're masking or adhesion level. When more than one tape is recommended (★), consider removal time, coating and temperature to help determine the right tape for the project.

		Scotch-Blue™ painter's tape for delicate surfaces #2080	Scotch-Blue™ painter's tape for multi-surfaces #2090	Scotch® masking tape for pro-painting #2065	Scotch® masking tape for production painting #2020	Scotch® masking tape for hard-to-stick surfaces #2060
ADHESION LEVEL		Low-Medium	Medium	Medium-High	High	Very High
1	SURFACES					
	Over 30 Days Old (cured)^A					
	Block, Brick, Concrete, Stucco and Wood (rough)		●	●	●	★
	Cabinets, Doors, Windows and Trim—Enameled, Varnished or Acrylic	★	★	★	●	●
	Cabinets, Doors, Windows and Trim—Lacquered (nitrocellulose-based)			●	●	★
	Hardwood Floors—Polyurethane ^B	★				
	Metal Doors, Fixtures, Hardware, Siding and Windows—Anodized, Enameled, Clear or Powder Coated	★	★	★	●	●
	Metal Hardware and Fixtures—Lacquered			●	●	★
	Wallboard—Smooth	★	●	●		
	Wallboard—Textured	●	★	●		
	Wood Siding/Clapboard (non-rough)		★	★	★	★
	"Fresh" - Less than 30 Days Old (uncured)^A					
	"Dry-to-the-touch" up to 24 hours old ^C	●				
	24 hours to 30 days old	★	●	●		
	Lacquer—(nitrocellulose-based)			●	●	★
	Primed—Metal and Wood	★	●	●		
	Primed—Wallboard	★				
	Delicate or Damageable					
	Ceiling Tile—Paper Faced	●				
	Cabinets—Paper Faced Veneers	●				
	Wallboard—New (uncoated)	●				
	Wallboard—Spray Textured (uncoated)	●	●	●		
	Wallcoverings—Natural String/Grasscloths	●	●			
	Wallcoverings—Solid Vinyls		●	●	●	
	Wallcoverings—Vinyl-Coated Papers	★				
Non-Damageable						
Carpet and Fabric		●	★	★	★	
Caulk ^D	★	★	★	●	●	
Brick, Concrete, Grout, Marble, Mortar, Stucco and Wood (rough)		●	●	●	★	
Glass, Laminates, Metals (uncoated), Plastics, Porcelain, Solid Surfaces, Countertops and Wood (smooth)	★	★	★	★	★	
Vinyl—Base Molding		●	●	★	★	
Vinyl—Window and Door Trim, Floors and Siding	★	●	★	★	★	
2 CLEAN REMOVAL TIME		60-day	14-day	5-day	1-day	3-day
3 OTHER FACTORS						
Coating Being Applied						
Water-Based ^E or Solvent-Based	Yes	Yes	Yes	Yes	Yes	Yes
Stains	Yes					Yes
Lacquer—(nitrocellulose-based)						Yes
Application Temperature						
Cool (<50°F)						Yes
Normal (50°F–100°F)	Yes	Yes	Yes	Yes	Yes	Yes
Warm (>100°F)	Yes	Yes				
UV Resistant	Yes	Yes				
Interior = I Exterior = E	I/E	I/E	I/E	I/E	I/E	I/E
Paint Lines^F						
Best paint lines are achieved when used on the following surfaces:	Smooth to Semi-Smooth	Semi-Smooth to Semi-Rough	Semi-Smooth to Semi-Rough	Semi-Smooth to Semi-Rough	Semi-Smooth to Rough	Semi-Smooth to Rough

(A) To determine if paint is cured, see manufacturer's recommendation for length of time before fresh paint surface can be washed.

(B) Sometimes polyurethane floor coatings are improperly applied and marginally bonded to the underlying stained wood. These coatings can lift when tape is removed.

(C) Do not mask over surface before the paint manufacturer's recommended recoat time.

(D) Caulking should be cured until firm.

(E) Includes acrylic, urethane, vinyl latex and enamels.

(F) For best paint lines, press firmly on tape edge with putty knife or 5-in-1 tool.

★ Recommended Application
● Test Adhesion Compatibility Before Use

Scotch-Blue™ Painter's Tapes

Scotch® is the name to trust for all your masking projects. Scotch-Blue™ Painter's Tapes are the most versatile in the Scotch masking tape line. The low-medium adhesion levels make them suitable for use on many coated and uncoated surfaces. Scotch-Blue painter's tapes are specially designed for safe use on delicate or damageable surfaces, yet are strong enough to perform under many challenging situations. Using the right tape will help eliminate the need for costly rework, saving you time and money.

Scotch-Blue painter's tapes can stay on a surface for extended periods of time, yet remove easily without surface damage. The blue color of these tapes is a 3M trademark and they are not available under any private label; Scotch-Blue painter's tapes will consistently remove cleanly without surface damage or adhesive transfer, even on glass exposed to direct sunlight.



Scotch-Blue Painter's Tape for Multi-Surfaces #2090

The project

1 For most painted surfaces such as: painted walls, trim and woodwork; glass and metal

Adhesion level: medium

2 Clean removal time: up to 14 days


3 Coating being applied: water-based, solvent-based; not compatible with nitrocellulose-based lacquer coatings or surfaces

Environmental conditions: presence of UV or sunlight; 50°F–100°F; can also be used in temperatures >100°F

Interior or exterior



Masking exterior glass



Masking enameled or varnished woodwork



Scotch-Blue Painter's Tape for Delicate Surfaces #2080

The project

1 For most smooth or delicate surfaces such as: most dry to the touch paints (24-hours old), vinyl-coated wallpaper, primed wallboard, wood floors. Ideal for faux painting

Adhesion level: low-medium

2 Clean removal time: up to 60 days

3 Coating being applied: water-based, solvent-based, stain; not compatible with nitrocellulose-based lacquer coating or surfaces

Environmental conditions: presence of UV or sunlight; 50°F–100°F; can also be used in temperatures >100°F

Interior or exterior



For super-sharp paint lines on freshly painted surfaces (1 day old)



Masking dual-tone accent walls

Other Scotch-Blue™ Painter's Tape Products

Scotch-Blue™ Painter's Tape for Corners and Hinges

Scotch-Blue™ Painter's Tape for Corners and Hinges is made from the same material as reliable Scotch-Blue™ Painter's Tape, pre-cut into convenient shapes that make masking corners and hinges quick and easy.

- Pre-cut design fits standard hinges or separates to fit corners
- 14-day clean removal
- Multi-surfaces



Scotch-Blue™ Painter's Tape Applicator

The Scotch-Blue™ Painter's Tape Applicator makes quick work of masking trim and woodwork for all kinds of painting jobs. Ergonomically designed for comfort and convenience, it's the easy way to get clean paint lines and fast, professional results.

- Compact, lightweight design
- Fits easily in the palm of the hand
- Built-in metal blade provides quick, precise cutting
- Easy-load design allows fast refills
- Dispenses 1" tape only



3M™ Hand-Masker™ Tape Applicator

Designed for the professional, the Hand-Masker tape applicator gives you the flexibility to quickly and accurately mask baseboards and casing. This patented tool has rollers specifically engineered to ride along the curves and contours of molding while applying tape flush against the wall yielding sharp, consistent paint lines.

- Works either right- or left-handed
- Cuts tape straight with a metal blade
- Refills easily by lifting silver latches
- Dispenses standard tape sizes: 3/4", 1", 1 1/2" and 2"



Scotch® Masking Tapes

Scotch masking tapes are the professional's choice in projects where higher adhesion tapes are needed. The medium-high adhesion levels make them ideal for most coated, non-damageable surfaces. They provide exceptional durability and staying power, yet still offer the same clean removal you would expect from Scotch brand tapes.

These tapes bond aggressively, yet have a smooth unwind. When selecting masking tapes for your upcoming projects, choose the Scotch masking tapes that are right for your needs. They help make difficult masking jobs a whole lot easier.



Scotch Masking Tape for Hard-to-Stick Surfaces #2060

The project

1 For rough, non-damageable surfaces such as: brick, concrete, rough wood and stucco. Also ideal for lacquer applications

Adhesion level: very high

2 Clean removal time: 3 days

3 Coating being applied: water-based, solvent-based, stain, lacquer

Environmental conditions: 50°F–100°F; also ideal in cool temperatures (<50°F)

Interior or exterior



Masking surfaces for lacquer coating application



Masking concrete



Scotch Masking Tape for Pro Painting #2065

The project

1 For general-use painting projects such as: window, door and wall trim; carpets and vinyl flooring

Adhesion level: medium-high

2 Clean removal time: 5 days

3 Coating being applied: water-based, solvent-based

Environmental conditions: 50°F–100°F

Interior or exterior



Masking window trim



Masking baseboard to protect floor



Scotch Masking Tape for Production Painting #2020

The project

1 For non-damageable surfaces such as: vinyl, carpet and wood

Adhesion level: high

2 Clean removal time: 1 day

3 Coating being applied: water-based, solvent-based

Environmental conditions: 50°F–100°F

Interior or exterior



Hanging poly



Taping paper to protect floors

Taping Tips and Techniques

Helpful Hints

Always use a Scotch-Blue™ Painter's Tape if the tape will be exposed to direct sunlight. Most masking tapes will bake on the surface, but Scotch-Blue painter's tapes are UV and sunlight resistant. They are designed to stay up for extended periods of time, even on glass.

A common problem with painting projects is paint seepage. To avoid this, properly clean the surface, making sure it is dry before taping. Then apply the tape, pressing it down firmly with a putty knife or 5-in-1 tool.

If the paint has not "cured" for at least thirty days, you run the risk of pulling paint off the wall when removing tape. Help reduce the chance of this by using Scotch-Blue painter's tape for delicate surfaces #2080—a tape designed for freshly painted, smooth surfaces. It allows for taping a painted wall after just 24 hours of drying time. (Test before use.)

Application Methods



Avoid stretching tape: Pull tape off roll a few feet at a time and press down a small area without stretching. The tape backing is designed to conform to curved surfaces. If shrinking should occur during spraying or drying, it is desirable to have as much stretch left in the tape as possible.



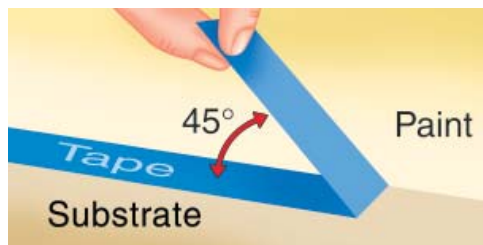
Press edge of tape down firmly: For best paint lines, press firmly on tape with putty knife or 5-in-1 tool.



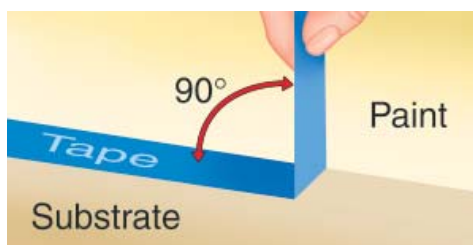
Lay tape into surface depressions: If it is stretched and forced down, the tape may lift up or, in some cases, break.

Removal Methods

Speed of removal: Moderate speeds are best. Excessive rate of removal may cause tearing. Very slow rate of removal increases tendency to transfer adhesive.



Angle of removal: A 45° angle works best. Remove tape back on itself as shown in illustration.



If adhesive begins to transfer, slowly remove tape at a 90° angle.

Temperature



Warm: Increases adhesive transfer possibilities, but less effort is required to remove the tape (>100°F).



Normal: Counteracts negative effects of hot and cold removal. The adhesive is firm enough for clean removal, yet is not so firm as to increase adhesion to a point where tearing occurs. Removal temperatures of 50°F–100°F are recommended.



Cool: Adhesive is firm and removal is generally clean. However, excessively cold temperatures can cause the tape to become brittle and tear (<50°F).

Product Specifications

Cat. No.	Description	Stock Number	Item UPC	Case UPC	Case Qty.	Case Wt. (lbs.)	Case Cu/Ft.
2090-1A-4X	1 in x 60 yd, Shrinkwrapped 4 Pack	70-0713-5030-3	000-51115-11666-7	500-51115-11666-2	8	11.8	0.55
2090-1.5A-4X	1½ in x 60 yd, Shrinkwrapped 4 Pack	70-0713-5031-1	000-51115-11667-4	500-51115-11667-9	8	16.0	0.79
2090-2A-4X	2 in x 60 yd, Shrinkwrapped 4 Pack	70-0713-5059-2	000-51115-11668-1	500-51115-11668-6	4	12.7	0.80
2090-.75A-BK	¾ in x 60 yd, Bulk	70-0712-0207-4	000-51115-06817-1	500-51115-06817-6	48	12.6	0.63
2090-1A-CP	1 in x 60 yd, Contractor Pack	70-0712-0224-9	000-51115-09171-1	500-51115-09171-6	4	12.3	0.61
2090-1.5A-CP	1½ in x 60 yd, Contractor Pack	70-0712-0265-2	000-51115-09221-3	500-51115-09221-8	4	13.6	0.61
2090-2A-CP	2 in x 60 yd, Contractor Pack	70-0712-0225-6	000-51115-09168-1	500-51115-09168-6	4	17.4	0.79
2090-CM	Corners & Hinges, 2¼ in x 3½ in	70-0713-2181-7	000-51131-92056-9	500-51131-92056-4	12	2.7	0.29
SBTA1510-1	Applicator with 2090-1 in, 1½ in core	70-0712-4674-1	000-51131-87125-0	500-51131-87125-5	12	5.5	0.48
TA20	Applicator with 2090-2 in, 3 in core	70-0713-7717-3	000-51131-84934-1	500-51131-84934-6	4	3.0	0.55
2080-.75A	¾ in x 60 yd, Shrinkwrapped	70-0713-5183-0	000-51131-80988-8	500-51131-80988-3	48	13.4	0.54
2080-1A	1 in x 60 yd, Shrinkwrapped	70-0713-5195-4	000-51131-79748-2	500-51131-79748-7	36	11.2	0.54
2080-1.5A	1½ in x 60 yd, Shrinkwrapped	70-0713-5181-4	000-51131-79749-9	500-51131-79749-4	24	11.6	0.54
2080-2A	2 in x 60 yd, Shrinkwrapped	70-0713-5163-2	000-51131-79750-5	500-51131-79750-0	24	14.9	0.72
2065-1A	1 in x 60 yd, Shrinkwrapped	70-0713-4911-5	000-21200-46982-4	500-21200-46982-9	36	13.1	0.59
2065-1.5A	1½ in x 60 yd, Shrinkwrapped	70-0713-4912-3	000-21200-46983-1	500-21200-46983-6	24	13.4	0.59
2065-2A	2 in x 60 yd, Shrinkwrapped	70-0713-4913-1	000-21200-46984-8	500-21200-46984-3	24	17.3	0.77
2060-.75A	18 mm x 55 m, Shrinkwrapped	70-0712-0283-5	000-21200-71131-2	500-21200-71131-7	48	14.4	0.65
2060-1A	24 mm x 55 m, Shrinkwrapped	70-0712-0281-9	000-21200-71132-9	500-21200-71132-4	36	14.6	0.62
2060-1.5A	36 mm x 55 m, Shrinkwrapped	70-0712-0285-0	000-21200-71133-6	500-21200-71133-1	24	14.7	0.65
2060-2A	48 mm x 55 m, Shrinkwrapped	70-0712-0286-8	000-21200-71134-3	500-21200-71134-8	24	19.8	0.81
2060-.75A-BK	18 mm x 55 m, Bulk	70-0712-0282-7	000-21200-72065-9	500-21200-72065-4	48	14.7	0.63
2060-1A-BK	24 mm x 55 m, Bulk	70-0712-0280-1	000-21200-72066-6	500-21200-72066-1	36	14.6	0.66
2060-1.5A-BK	36 mm x 55 m, Bulk	70-0712-0287-6	000-21200-72067-3	500-21200-72067-8	24	14.5	0.69
2060-2A-BK	48 mm x 55 m, Bulk	70-0712-0284-3	000-21200-72068-0	500-21200-72068-5	24	19.3	0.85
2020-1A-4X	24 mm x 55 m, Shrinkwrapped 4 Pack	70-0064-0438-1	000-48011-58215-3	500-48011-58215-8	8	11.6	0.54
2020-1.5A-4X	36 mm x 55 m, Shrinkwrapped 4 Pack	70-0064-0439-9	000-48011-58216-0	500-48011-58216-5	8	17.1	0.95
2020-2A-4X	48 mm x 55 m, Shrinkwrapped 4 Pack	70-0064-0440-7	000-48011-58217-7	500-48011-58217-2	4	11.6	0.53
2020-1A-CP	24 mm x 55 m, Contractor Pack	70-0712-0260-3	000-21200-41081-9	500-21200-41081-4	4	12.8	0.59
2020-1.5A-CP	36 mm x 55 m, Contractor Pack	70-0712-0307-2	000-21200-95833-5	500-21200-95833-0	4	12.9	0.59
2020-2A-CP	48 mm x 55 m, Contractor Pack	70-0712-0223-1	000-21200-41082-6	500-21200-41082-1	4	17.2	0.77
2020-.75A-BK	18 mm x 55 m, Bulk	70-0712-0250-4	000-21200-22891-9	500-21200-22891-4	48	12.6	0.60
2020-1A-BK	24 mm x 55 m, Bulk	70-0712-0251-2	000-21200-22892-6	500-21200-22892-1	36	12.8	0.61
2020-1.5A-BK	36 mm x 55 m, Bulk	70-0712-0252-0	000-21200-22893-3	500-21200-22893-8	24	12.5	0.62
2020-2A-BK	48 mm x 55 m, Bulk	70-0712-0253-8	000-21200-22894-0	500-21200-22894-5	24	17.0	0.77
2020-3A-BK	72 mm x 55 m, Bulk	70-0712-0257-9	000-21200-73267-6	500-21200-73267-1	12	12.8	0.61

IMPORTANT NOTICE TO PURCHASER: All statements, technical information and recommendations contained herein are based on tests we believe to be reliable, but the accuracy or completeness thereof is not guaranteed, and the following is made in lieu of all warranties, expressed or implied. Seller's and manufacturer's only obligation shall be to replace such quantity of the product proved to be defective. Before using, user shall determine the suitability of the product for its intended use, and user assumes all risk and liability whatsoever in connection therewith, NEITHER SELLER NOR MANUFACTURER SHALL BE LIABLE EITHER IN TORT OR IN CONTRACT FOR ANY LOSS OR DAMAGE, DIRECT, INCIDENTAL, OR CONSEQUENTIAL, ARISING OUT OF THE USE OF OR THE LIABILITY TO USE THE PRODUCT. No statement or recommendation not contained herein shall have any force or effect unless in an Agreement signed by officers of sellers or manufacturers.

Making your job a whole lot easier.



Construction and Home Improvement Markets Division

3M Center, Building 223-4S-02
St. Paul, MN 55144-1000
1 800 494-3552
www.3M.com

3M, Scotch, Scotch-Blue, Hand-Masker, the Plaid Design and the BLUE color of the tape are trademarks of 3M.

Please recycle. Printed in U.S.A.
© 3M 2007. All rights reserved.
70-0713-2943-0