



Industrial Products, Inc.

Supplying Material  
Handling Equipment  
Since 1948



**CPI PALLET TRUCK**  
**PROVEN QUALITY LEADER!**  
Over 60,000 sold trouble free.  
*Page 3*

**ELECTRIC HIGH LIFT**  
*Page 9*



# PALLET TRUCKS




**LIGHT DUTY DELUXE POWERED**  
**PALLET TRUCK - 2 Year Warranty**  
*Page 11*



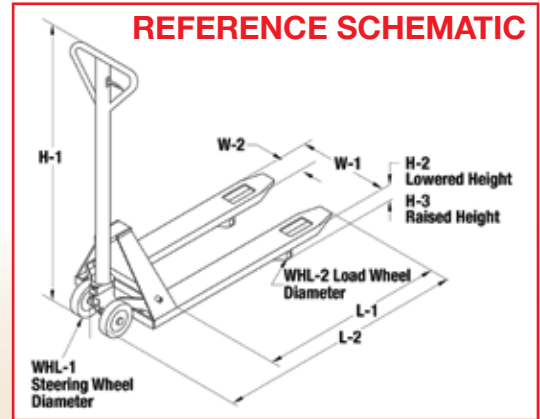
# DELUXE PALLET TRUCKS

## Deluxe Adjustable Fork Model

- 5 year pump warranty.
- US Patent No. 6,540,241.
- 7" moldon polyurethane steering wheel.
- 3" moldon polyurethane load wheels.
- 7.75" raised height.
- 3" lowered height.
- 6" wide forks.



Adjustable fork width can be set from 21" to 27" or anywhere in between. Just loosen and reset front and rear adjusting bolts. A Wesco exclusive One truck to do the work of two!



272766

## Deluxe Lowboy Models

- 5 year pump warranty.
- 2.125" lowered height.
- 6" moldon polyurethane steering wheel.
- 2" steel load wheels.
- 6.25" raised height.
- 6" wide forks.



Lowered height - 2.125"

272765

## Deluxe Foot Pump Model

- 5 year pump warranty.
- All the same features and dimensions as Standard Deluxe Model 272748.
- 6" wide forks.
- Foot pedal gives you the option of using the foot pedal to raise the forks when space constraints make it difficult to use the standard handle to raise the load.

**NO EXTRA COST**

Part #	272746	272744	272766	272760	272761	272762	272765	272136	272142	272148
Model	ADJ. FORK	ADJ. FORK	FOOT PUMP	LOWBOY	LOWBOY	LOWBOY	LOWBOY	STANDARD	STANDARD	STANDARD
Capacity	5,500 lbs	5,500 lbs	5,500 lbs	5,500 lbs	5,500 lbs	5,500 lbs	5,500 lbs	5,500 lbs	5,500 lbs	5,500 lbs
W-1 x L-1	16" - 20" x 48"	21" - 27" x 48"	27" x 48"	21" x 36"	21" x 42"	21" x 48"	27" x 48"	21" x 36"	21" x 42"	21" x 48"
W-2	6"	6"	6"	6"	6"	6"	6"	6"	6"	6"
L-2	61"	61"	63"	51"	57"	63"	63"	51"	57"	63"
WHL-1 / WHL-2	7" / 3"	7" / 3"	8" / 3"	6" / 2"	6" / 2"	6" / 2"	6" / 2"	8" / 3"	8" / 3"	8" / 3"
H-1 / H-2 / H-3	47" / 3" / 8"	47" / 3" / 8"	48" / 3" / 8"	46.5" / 2.125" / 6.25"	46.5" / 2.125" / 6.25"	46.5" / 2.125" / 6.25"	46.5" / 2.125" / 6.25"	48" / 3" / 8"	48" / 3" / 8"	48" / 3" / 8"
Weight	156 lbs	180 lbs	170 lbs	134 lbs	143 lbs	148 lbs	157 lbs	143 lbs	152 lbs	157 lbs

## DELUXE MODEL FEATURES

- Pump overload bypass.
- Rubber coated handle.
- Adjustable fork tie rods.
- Exit rollers
- 200° steering.
- Tapered fork tips.
- 8 gauge 6" wide reinforced forks.

# CPI PALLET TRUCKS



272748

## Standard Deluxe Models

- **5 year pump warranty.**
- 8" moldon polyurethane steering wheel.
- 3" moldon polyurethane load wheels.
- 8" raised height.
- 3" lowered height.
- 6" wide forks.

## CPI Pallet Truck

- **2 year pump warranty.**
- **4 mm thick forks.**
- Adjustable fork connecting rods.
- Overload bypass.
- Rubber coated handle.
- 7" moldon polyurethane steering wheels.
- 3" moldon polyurethane load wheels.
- Entry and Exit Rollers.
- 8 Gauge, 6" wide forks.
- 210° steering.



272854

## CPI Narrow Pallet Truck

- **2 year pump warranty.**
- **4 mm thick forks.**
- 18" overall width.
- Adjustable fork connecting rods.
- Overload bypass.
- Rubber coated handle.
- 7" moldon polyurethane steering wheels.
- 3" moldon polyurethane load wheels.
- Entry and Exit Rollers.
- 8 Gauge, 6" wide forks.
- 210° steering.



272660

**PROVEN QUALITY LEADER!**  
**Over 60,000 sold trouble free.**

272736	272742	272748	272655	272656	272657	272658	272659	272660	272854
STANDARD	STANDARD	STANDARD	CPI	CPI	CPI	CPI	CPI	CPI	CPI NARROW
5,500 lbs	5,500 lbs	5,500 lb	5,500 lbs	5,500 lbs	5,500 lbs	5,500 lbs	5,500 lbs	5,500 lbs	5,500 lbs
27" x 36"	27" x 42"	27" x 48"	21" x 36"	21" x 42"	21" x 48"	27" x 36"	27" x 42"	27" x 48"	18" x 48"
6"	6"	6"	6"	6"	6"	6"	6"	6"	6"
51"	57"	63"	51"	57"	63"	51"	57"	63"	63"
8" / 3"	8" / 3"	8" / 3"	7" / 3"	7" / 3"	7" / 3"	7" / 3"	7" / 3"	7" / 3"	7" / 3"
48" / 3" / 8"	48" / 3" / 8"	48" / 3" / 8"	48.25" / 2.9" / 7.25"	48.25" / 2.9" / 7.25"	48.25" / 2.9" / 7.25"	48.25" / 2.9" / 7.25"	48.25" / 2.9" / 7.25"	48.25" / 2.9" / 7.25"	48.25" / 2.9" / 7.25"
151 lbs	161 lbs	166 lbs	168 lbs	180 lbs	189 lbs	178 lbs	186 lbs	196 lbs	167 lbs

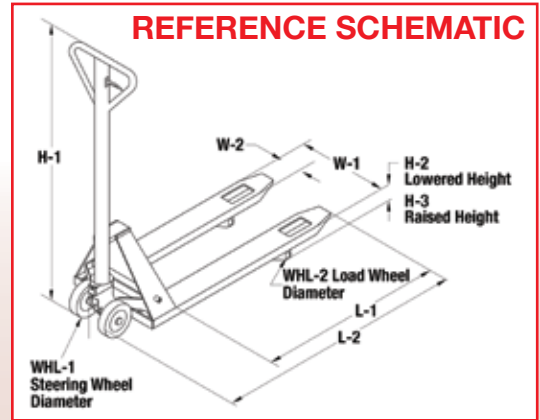
# CPII PALLET TRUCKS



272778

## CPIIHD Pallet Truck

- 3 year pump warranty.
- 6,600 lb capacity.
- Adjustable fork connecting rods.
- Entry/exit rollers.
- Overload bypass.
- Reinforced forks.
- Rubber coated handle.
- 7" wide forks.
- 8" moldon polyurethane steering wheels.
- 3" moldon poly-urethane load wheels.



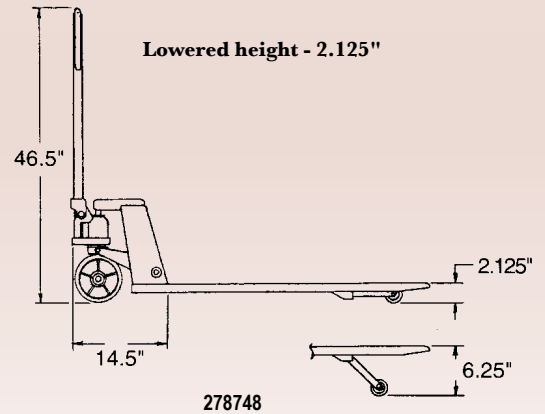
## CPII Pallet Truck

- 3 year pump warranty.
- 2 Models - polyurethane or nylon wheels.
- Adjustable fork connecting rods.
- Entry/exit rollers.
- Overload bypass.
- Reinforced forks - 11 Gauge.
- Rubber coated handle.
- Raised height: 8".
- Lowered height: 3".
- 7" wide forks.
- 8" moldon polyurethane or 8" nylon steering wheels.
- 3" moldon polyurethane or nylon load wheels.
- 180° steering.



272670

**HIGH CAPACITY - 6,600 lb**



278748

## CPII Lowboy Pallet Truck

- 3 year pump warranty.
- Many features are the same as CPII.
- Lowered height of 2.125".
- 7" wide forks.
- 7" moldon polyurethane steering wheels.
- 2" steel load wheels.

Part #	Polyurethane Wheels		Nylon Wheels		272670	278136	278142	278148	278748
	272777	272778	272775	272776					
Model	CPII	CPII	CPII	CPII	CPIIHD	CPII LOWBOY	CPII LOWBOY	CPII LOWBOY	CPII LOWBOY
Capacity	5,500 lbs	5,500 lbs	5,500 lbs	5,500 lbs	6,600 lbs	4,400 lbs	4,400 lbs	4,400 lbs	4,400 lbs
W-1 x L-1	21" x 48"	27" x 48"	21" x 48"	27" x 48"	27" x 48"	21" x 36"	21" x 42"	21" x 48"	27" x 48"
W-2	7"	7"	7"	7"	7"	7"	7"	7"	7"
L-2	63"	63"	63"	63"	63"	51"	51"	51"	63"
WHL-1 / WHL-2	8" / 3"	8" / 3"	8" / 3"	8" / 3"	8" / 3"	7" / 2"	7" / 2"	7" / 2"	7" / 2"
H-1/H-2/H-3	48" / 3" / 8"	48" / 3" / 8"	48" / 3" / 8"	48" / 3" / 8"	48" / 3" / 8"	46.5" / 2.125" / 6.25"	46.5" / 2.125" / 6.25"	46.5" / 2.125" / 6.25"	46.5" / 2.125" / 6.25"
Weight	200 lbs	203 lbs	200 lbs	210 lbs	220 lbs	226 lbs	235 lbs	240 lbs	249 lbs

# CP3 & SCALE PALLET TRUCKS

**NEW!**



273448

## CP3 Pallet Truck

- 2 year pump warranty.
- 3 mm thick forks.
- Adjustable fork connecting rods.
- Overload bypass.
- Rubber coated handle.
- 7" moldon polyurethane steering wheels.
- 3" moldon polyurethane load wheels.
- Entry and Exit Rollers.
- 210° steering.

## Scale Truck

- 2 year pump warranty.
- Weighing accuracy  $\pm$  .22 lbs., or 3.5 oz.
- LED display scale.
- Metler-Toledo Hawk scale/sensor.
- UL approved scale operates on rechargeable battery. May be plugged into AC and used while recharging.
- Replacement Battery Pack #272849.
- Self-contained battery charger.
- Three position hand control.
- 205° turning radius.
- 7" wide forks.
- 7" moldon polyurethane steering wheels.
- 3" moldon polyurethane load wheels.



272936



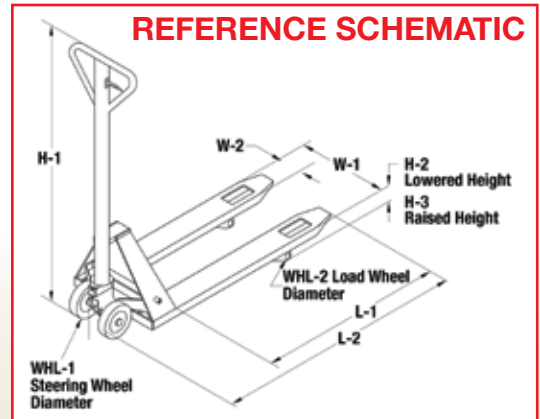
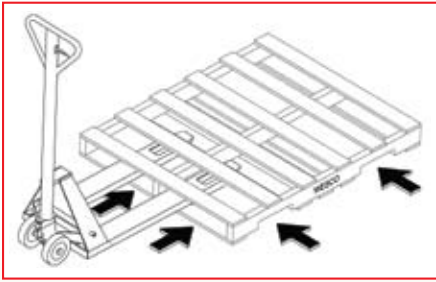
273384

## Powered Scale Truck

- 1 year warranty: DC motor drive, hydraulic pump, controllers and switches.
- 90-day parts warranty.
- Built-in battery charger.
- Two 12V-91Ah batteries.
- Requires higher fork clearance. Minimum 3.75" from floor to underside of skid.
- Pallets with bottom board require 4" clearance between top and bottom boards.
- Part #170015 - Powered Scale Truck without battery.
- Weighing accuracy  $\pm$  .22 lbs, or 3.5 oz.
- 6 digit LED display.
- Display uses four "C" sized batteries.

CP3 Pallet Trucks			Scale Trucks		Powered Scale Truck
273453	273454	273448	272936	272938	273384
CP3	CP3	CP3	SPT27	SPT22	PST
5,500 lbs	5,500 lbs	5,500 lbs	5,000 lbs	5,000 lbs	2,900 lbs
21" x 36"	21" x 48"	27" x 48"	27.5" x 47.5"	22.5" x 47.5"	26.5" x 47"
6"	6"	6"	7"	7"	6.8"
63"	63"	63"	62.5"	62.5"	64"
7" / 3"	7" / 3"	7" / 3"	7" / 3"	7" / 3"	8" / 3"
48.25" / 2.9" / 7.25"	48.25" / 2.9" / 7.25"	48.25" / 2.9" / 7.25"	48.25" / 2.9" / 8"	48.25" / 2.9" / 8"	57.5" / 3.5" / 8.25"
166 lbs	187 lbs	194 lbs	336 lbs	314 lbs	728 lbs w/battery 613 lbs w/out battery

# 4-WAY, HAND BRAKE, ECONOMY



## 4-Way Pallet Truck

- 3 year pump warranty.
- Overload bypass.
- Reinforced forks.
- Rubber coated handle.
- 101° steering.
- Can enter pallet from all 4 sides.
- Adjustable fork connecting rods.
- Steel 1.70" load wheels.
- 6" polyurethane steering wheels.

## Pallet Truck With Hand Brake

- 2 year pump warranty.
- All the same features as the CPI model.
- 6" wide forks.
- 7" moldon polyurethane steeringwheels.
- 3" moldon polyurethane load wheels.
- Disc brake.
- Tandem load wheels.




## Economizer Pallet Truck

- 1 year pump warranty.
- Fingertip control: raise - neutral - lower.
- Polyurethane load and steering wheels.

Part #	273400	272667	272149
Model	4-WAY	HAND BRAKE	ECONOMIZER
Capacity	4,000 lbs	5,500 lbs	4,400 lbs
W-1 x L-1	33" x 48"	27" x 48"	27" x 48"
W-2	6.75"	6"	6"
L-2	59"	63"	63"
WHL-1 / WHL-2	6" / 1.7"	7" / 3"	6.25" / 3"
H-1 / H-2 / H-3	47" / 1.75" / 6"	48.25" / 2.9" / 7.25"	48.25" / 2.9" / 7.5"
Weight	241 lbs	206 lbs	136 lbs

# & SPECIALTY PALLET TRUCKS

## UNIQUE DESIGN TRANS-ROLLER TRUCKS MOVE FORWARD OR SIDEWAYS



### TransRoller Pallet Truck

- 3 year pump warranty.
- Lowered height 3.4". Raised height 8.5".
- Fork height in standard mode 3.4" lowered, 7" raised.
- Fork height for lateral movement 7.25" lowered, 8.5" raised.
- Adjustable fork connecting rods.
- Overload bypass.
- Ergonomic rubber coated handle.
- Entry rollers.
- 7" wide forks.
- 8" moldon polyurethane steering wheels.
- 3" moldon polyurethane load wheels.



### Stainless Steel Pallet Truck

- 1 year pump warranty.
- All parts are made of stainless.
- For use in food industry and areas where corrosive solutions are used.
- 6 1/4" wide forks.
- 7" nylon steering wheels.
- 3" nylon load wheels.

### Long Fork Pallet Truck

- 2 year pump warranty.
- Pump, load wheels and steering wheels same as CPI model.
- Overload bypass.
- Rubber coated handle.
- 7" moldon polyurethane steering wheels.
- 3" moldon polyurethane load wheels.
- 70" and 78" long forks.
- 78" forks handle 2 standard size pallets.



### Galvanized Steel Pallet Truck

- 1 year pump warranty.
- For use in corrosive and wet environments, laboratories, clean rooms.
- 6 1/4" wide forks.
- 7" nylon steering wheels.
- 3" nylon load wheels.

272740 TRANS ROLLER	272701 LONG FORK PT70	273519 LONG FORK PT78	272152 STAINLESS STEEL	272855 GALVANIZED STEEL GPT
Standard - 5,000 lbs/ Lateral 2,200 lbs	4,400 lbs	4,400 lbs	4,400 lbs	4,400 lbs
27" x 48"	27" x 70"	27" x 78"	27" x 48"	27" x 48"
7"	6"	6"	6.25"	6.25"
63"	86"	86"	63"	63"
8" / 3"	7" / 3"	7" / 3"	7" / 3"	7" / 3"
Std. mode - 48" / 3.4" / 7" Lateral mode - 48" / 3.4" / 8.5"	49" / 3" / 8"	49" / 3" / 8"	48" / 3" / 8"	48" / 2.9" / 7.4"
210 lbs	308 lbs	320 lbs	172 lbs	166 lbs

# SPECIALTY PALLET TRUCKS



272950

## Ergonomic Pallet Tilter

- 1 year pump warranty.
- 5" polyurethane swivel casters and 3" polyurethane load wheels.
- Handle height: 44 1/4".
- Load center: min 7 1/2", max. 15 1/2".
- Lifting range with forks in horizontal position: 3 1/4" to 11".
- Forks tilt up to 90° for accurate load positioning.
- Lifting range with back rest in horizontal position: 29" to 37".
- 6 1/2" wide forks.

## Drum Pallet Truck

- 1 year pump warranty.
- For 55-gallon steel drums.
- Lifts drum 4" off ground.
- 8" x 2" nylon steering wheels.
- 3" x 1" nylon load wheels.
- Drum ring raised height - 14.5"  
Drum ring lowered height - 10.25"



273250

## Pallet Lifter

- 1 year pump warranty.
- Heavy duty steel construction.
- Pallets with bottom boards must be placed on top of forks.
- 6 1/2" wide forks.
- 6" polyurethane swivel casters.
- 2" polyurethane load wheels.



272153



273286

## Semi-Electric Pallet Truck

- 1 year pump warranty.
- Manual lift, power drive.
- Lowered/raised fork height: 3" / 7.5".
- 10" polyurethane drive wheel.
- 3" polyurethane load wheels.
- Speed: 1.6 - 2.4 mph with load.
- 2 batteries - 24V 38Ah.
- 24 volt 8 amp built-in charger.
- 61" turning radius.
- Two fork widths - 20.5" and 27".

## Heavy Duty Semi-Electric Pallet Truck

- 1 year pump warranty.
- Manual lift.
- Lowered/raised fork height: 3" / 7".
- 7.25" x 2" polyurethane drive wheel.
- 3" polyurethane load wheels.
- Speed: 2.80 mph with load.
- 2 batteries - 24V 38Ah.
- 24 volt 8 amp charger.
- 62" turning radius.



273289

Part #	272950	273250	272153	273288	273286	273289
Model	ERGONOMIC ERPT	DRUM PTDL	LIFTER PLFTR	SEPT2.2-20.5	SEPT2.2-27	HEAVY DUTY SEPT3.3
Capacity	2,200 lbs	660 lbs	1,100 lbs	2,200 lbs	2,200 lbs	<b>3,300 lbs</b>
W-1 x L-1	21.5" x 31"	28.5" x 26"	27" x 44"	20.5" x 48"	27" x 48"	27" x 48"
W-2	6.5"	2.5"	6.5"	6.25"	6.25"	6"
L-2	51.67"	41"	61.5"	65.75"	65.75"	69"
WHL-1 / WHL-2	5" / 3"	8" / 3"	6" / 2"	10" / 3"	10" / 3"	7.25" / 3"
H-1/H-2/H-3	44.25" / 3.25" / 11"	47.75" / 3" / 8"	40" / 3.5" / 35"	48.5" / 3" x 7.5"	48.5" / 3" / 7.5"	54" / 3" / 7"
Weight	392 lbs	115 lbs	258 lbs	397 lbs	402 lbs	518 lbs



# MANUAL/ELECTRIC HIGH LIFT



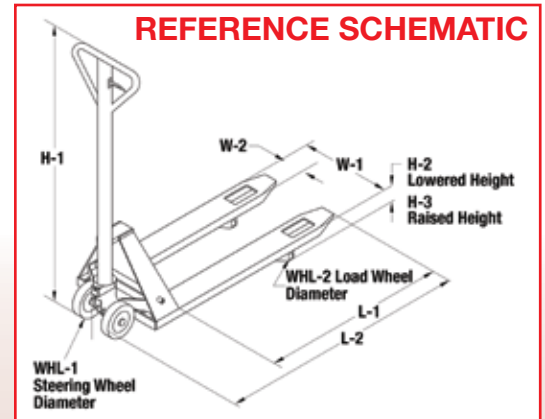
272463  
Non-Telescoping



272754  
Telescoping

## Electric High Lifts

- 1 year pump warranty.
- Two models: Telescoping and Non-Telescoping.
- 12 volt battery charger included.
- 10-12 second lift time unloaded.
- Overload bypass.
- Polyurethane wheels.
- 180° steering radius.
- Comfort coated handles.
- 6 1/2" wide forks.
- 6" moldon polyurethane steering wheels.
- 3" moldon polyurethane load wheels.



## Manual High Lifts

- 1 year pump warranty.
- Two models: Telescoping and Non-Telescoping.
- Moldon polyurethane wheels.
- 180° steering arc.
- Loop handles with inside hand control.
- Closed pallets must be placed on top of forks.
- 6 1/2" wide forks.
- 6" moldon polyurethane steering wheels.
- 3" moldon polyurethane load wheels.
- Comfort coated handles.




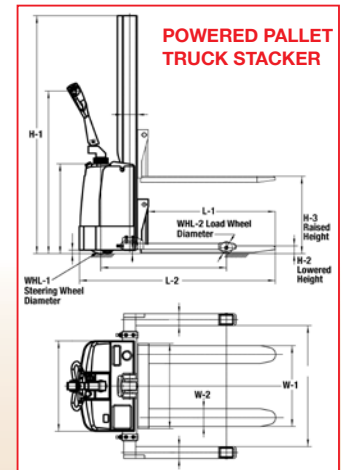
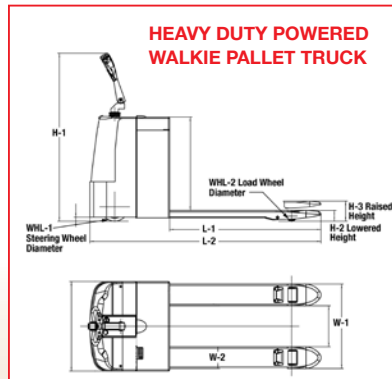
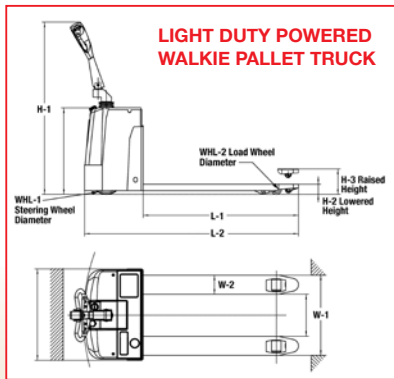
272937  
Telescoping Models -  
charger separate.



272461  
Non-Telescoping Models -  
charger built in.

	Manual						Electric			
Part #	272755	272754	272462	272463	272975	272976	272939	272937	272460	272461
Model #	TSHL21	TSHL27	NTSHL21	NTSHL27	TSHL20	TSHL27	TEHL21	TEHL27	NTEHL21	NTEHL27
Capacity	2,200 lbs	2,200 lbs	2,200 lbs	2,200 lbs	3,300 lbs	3,300 lbs	3,000 lbs	3,000 lbs	2,200 lbs	2,200 lbs
W-1 x L-1	21" x 44.5"	27" x 44.5"	21" x 44.5"	27" x 44.5"	20" x 43"	27" x 43"	21" x 45"	27" x 45"	21" x 45"	27" x 45"
W-2	6.5"	6.5"	6.5"	6.5"	6.5"	6.5"	6.5"	6.5"	6.5"	6.5"
L-2	63"	63"	56"	56"	63"	63"	60"	60"	60"	63"
WHL-1 / WHL-2	6" / 3"	6" / 3"	6" / 3"	6" / 3"	6" / 3"	6" / 3"	6" / 3"	6" / 3"	6" / 3"	6" / 3"
H-1 / H-2 / H-3	48.5" / 3.6" / 31.5"	48.5" / 3.3" / 31.5"	48.5" / 3.3" / 31.5"	48.5" / 3.6" / 31.5"	48.5" / 3.6" / 31.5"	48.5" / 3.6" / 31.5"	48.5" / 3.3" / 31"	48.5" / 3.3" / 31"	48.5" / 3.3" / 31"	48.5" / 3.3" / 31"
Telescoping	Yes	Yes	No	No	Yes	Yes	Yes	Yes	No	No
Weight	219 lbs	228 lbs	275 lbs	300 lbs	260 lbs	276 lbs	344 lbs	347 lbs	367 lbs	372 lbs

# STANDARD/DELUXE POWERED



273381

## Light Duty Powered Walkie Pallet Truck

- 1 year warranty: DC motor drive, hydraulic pump, controllers and switches.
- 90 day parts warranty.
- Two 12V/79Ah batteries.
- Built-in 12V/15A charger.
- Turn radius of 59".
- Lift speed under load: 1.36"/second.
- Lowering speed under load: 1.95"/second.
- Ergonomic handle with:
  - throttle with forward and reverse speeds
  - lift/lower controls
  - belly reverse safety button
  - horn
  - electromagnetic disk brake with automatic dead-man feature when handle is released.
- Key operated.
- 10" polyurethane steering and 3" polyurethane load wheels.

## Heavy Duty Powered Walkie Pallet Truck

- 1 year warranty: DC motor-drive, hydraulic pump, controllers and switches.
- 90 day parts warranty.
- Three 8V/195 Ah batteries.
- Turn radius of 65.5".
- Lift speed under load: 1.36"/second.
- Lowering speed under load: 1.36"/second.
- Ergonomic handle with:
  - throttle with forward and reverse speeds
  - lift/lower controls
  - belly reverse safety button
  - horn
  - electromagnetic disk brake with automatic dead-man feature when handle is released.
- Key operated.
- 10" polyurethane steering and 3" polyurethane load wheels.



273386

	Light Duty		Heavy Duty	
Part # - truck + battery + charger	273381	273385	273382	273386
Part # - truck - no battery	170012	170016	170013*	170017*
Capacity	3,300 lbs	3,300 lbs	4,400 lbs	4,400 lbs
W-1 x L-1	26.5" x 45"	21.5" x 45"	26.5" x 45"	21.5" x 45"
W-2	6.25"	6.25"	6.8"	6.8"
L-2	65.5"	65.5"	73.75"	73.75"
WHL-1 / WHL-2	10" / 3"	10" / 3"	10" / 3"	10" / 3"
H-1/H-2/H-3	57.5" / 3.2" / 7.8"	57.5" / 3.2" / 7.8"	59" / 3.3" / 8"	59" / 3.3" / 8"
Truck Weight with Battery	672 lbs	628 lbs	1,370 lbs	1,337 lbs
Truck Weight without Battery	558 lbs	514 lbs	860 lbs	827 lbs

# PALLET TRUCKS & STACKERS



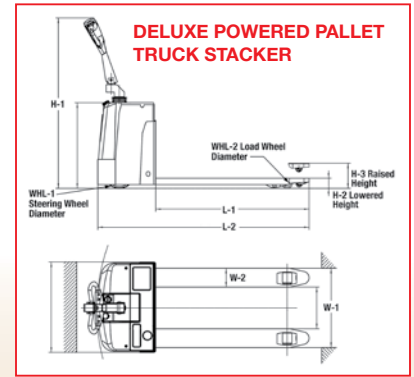
273383

## Powered Pallet Truck Stackers

- 1 year warranty: DC motor drive, hydraulic pump, controllers and switches.
- 90 day parts warranty.
- Two 12V/79Ah batteries.
- Built-in 12V/15A charger.
- Turn radius of 65.5".
- Lift speed under load: 1.36"/second.
- Lowering speed under load: 1.36"/second.
- Ergonomic handle with:
  - throttle with forward and reverse speeds
  - lift/lower controls
  - belly reverse safety button
  - horn
  - electromagnetic disk brake with automatic dead-man feature when handle is released.
- Key operated.
- 10" polyurethane steering and 3" polyurethane load wheels.
- Adjustable forks.
- Adjustable outriggers - 38" - 52".

## Deluxe Power Pallet Trucks

- 2 year warranty: DC motor drive, hydraulic pump, controllers and switches.
- 180-day parts warranty.
- Trucks sold complete with battery and charger.
- Ergonomic control handle with:
  - throttle forward and reverse speeds
  - lift and lower controls
  - horn
  - belly reverse safety button
  - electromagnetic disc brake with automatic dead-man feature when handle is released.
- Increased Amp hour rating over standard models.
- Curtis Electronic Controls.



Light Duty  
273445

Heavy Duty  
273446

**DOUBLE THE WARRANTY**  
OVER STANDARD MODELS

273383
170014
2,200 lbs
26.5" x 42"
5.8"
65"
10" / 3"
78.5" / 2.5" / 62.5"
1,036 lbs
922 lbs


Part #	273445
Model	Light Duty
Capacity	3,300 lbs
W-1 x L-1	25.5" x 48"
W-2	6.25"
L-2	65"
WHL-1 / WHL-2	10" x 3.5" / 3" x 3.75"
H-1 / H-2 / H-3	50" / 3" / 7.67"
Battery	(2) 12V 80Ah
Steering Angle	205°
Weight	631 lbs

273446
Heavy Duty
4,400 lbs
27" x 48"
6.25"
72"
9" x 3" / 3" x 3.75"
50" / 3" / 7.67"
24V 210 Ah
180°
1,147 lbs

# PALLET TRUCK OPTIONS

## Two Models to Secure Your Pallet Jack!

- Both models function well on any surface and will not slip.
- To secure pallet jack, simply roll steering wheels up the pallet jack stop or chock incline and into holding area.



**EASY AS  
1-2-3-GO!**

## Pallet Truck Chock - High Visibility Yellow


- Material: yellow hard rubber.

**Part # 272175**

Weight 3.4 lbs

### OVERALL DIMENSIONS

w: 11.75"  
h: 2"  
d: 14"



## Pallet Jack Stop

- Material: black hard rubber.

**Part # 272949**

Weight 3.5 lbs

### OVERALL DIMENSIONS

w: 11.75"  
h: 2"  
d: 14"



## 3 in 1 Guard Adapter

- Fits only specific Wesco 27" W pallet trucks: long fork, with brake, CPI and CP3 models.
- Easily attaches to Wesco CPI pallet truck.
- Factory or field installed.
- #272660 CPI Pallet Truck with Mounted Guard - **Part #272654** - 245 lbs.
- Guard only kit, field install. **Part #272004** - 54 lbs.



Milk Crate Guard

Box Guard

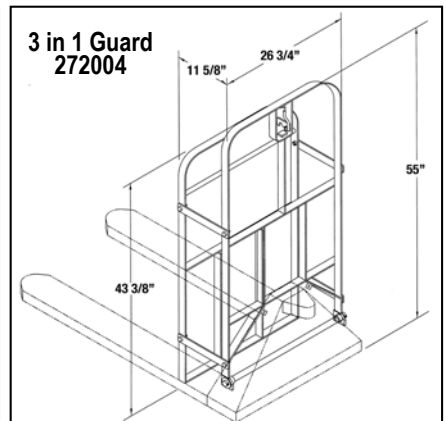
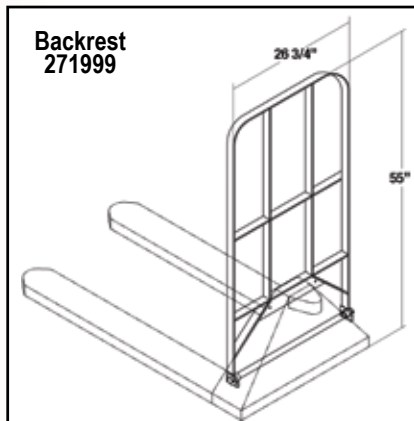
Skid Adapter

3 in 1 Guard featured as an option is three products in one compact design. You no longer need to purchase separate milk crate guards, box guards or skid adapters. Wesco's 3 in 1 guard does it all.

## Cargo Backrest

- Fits only specific Wesco 27" W pallet trucks: long fork, with brake, CPI and CP3 models.
- Easy attachment, no drilling, can be field retrofitted.
- Field or factory installed.

- Backrest Only Kit - **Part #271999** - 27 lbs.
- Part #272296** - Assembled CPI Pallet Truck #272660 with Mounted Backrest #271999.



3 in 1 Guard and Cargo Backrest designed for use only on specific Wesco Pallet Trucks. Use on trucks other than Wesco void any and all warranties.